



REPUBLIC OF SERBIA  
MINISTRY OF FINANCE  
PUBLIC DEBT ADMINISTRATION

# MONTHLY REPORT

*Public Debt Stock and Structure*

*July 2015*

[www.ujd.gov.rs](http://www.ujd.gov.rs)

Bloomberg Page <RSMF> <GO>

*Belgrade, July 2015*

# 40

## INTRODUCTION

The monthly report of the PDA is the report presenting a comprehensive analysis of the status, structure and dynamics of the public debt of the Republic of Serbia, as well as the risk analysis related to the process of public debt management, aimed at raising the level of transparency and accurate and timely awareness of investors, state institutions and other entities interested in the public debt of the Republic of Serbia.

The PDA Monthly Report is published aiming at the improvement of the activities of the Republic of Serbia in the field of public debt through its informative contents, in accordance with internationally acknowledged standards and good business practice, as well as enabling stakeholders to grasp public debt, being the field of the public finance, in an easy and accurate manner, i.e. the activities and goals of the PDA.

## INTRODUCTORY WORD OF DIRECTOR



Issuance program for domestic capital market represents the main funding source in 2014. Stabilization of public finances of the Republic of Serbia was mostly driven by permanent reduction in the cost of borrowing in the domestic financial market on the basis of issued local currency and euro-denominated government securities, as well as borrowing from the Government of Abu Dhabi Emirate, under very favorable conditions. During previous year PDA achieved historically the highest level of domestic market operations with total value of RSD 462bn which represents about 82% of all receivings. In the previous year, successful cooperations with financial institutions was continued in order to ensure favorable long-term funding sources, especially we should emphasize the loan for emergency recovery from the effects of flooding from the International Bank for Reconstruction and Development in the amount of EUR 227 mln.

Due to successful realization of the Fiscal Strategy, adopted in January 2015, budget deficit amounted to RSD 24.2 bn (1.0% GDP) in the first seven months of 2015. Achieving the lower budget deficit than was planned has enabled less borrowing needs of the Government than previously projected. Since more than 90% of total collected resources in the first half of 2015 has been provided through marketable instruments i.e. Government Securities on the local financial market, it could be concluded that domestic development market strategy is successfully on the track. In 2015, the tendency of reducing borrowing costs on all debt instruments continuous, as well as extending the average time to maturity of the Government Securities. Long term developing of the yield curve set up conditions for benchmark bond issuance, which was one of requirements for accelerated development of the secondary market for trading Government Securities. Benchmark bond issuance has started by issuing 7-Year and 3-Year bonds in February and April 2015, respectively. By developing of domestic market of the Government Securities and introducing new instruments, the Republic of Serbia has provided its participation in global financial flows and given that became sensitive on numerous economic and political factors on the global level. Changes in the European Central Bank's monetary policy as well as Federal Reserves policy will affect on possibilities and conditions for Serbia's borrowing. As it was in previous period, the responsibility of the Public Debt Administration is to monitor and to analyze such changes and in line with them to enable the optimistic implementation of the borrowing strategy and operations.

*Director  
Branko Drčelić*

## ORGANIZATION AND COMPETENCES

Owing to the increased indebtedness of the most of the European countries, public debt policy, presenting a branch of economic policy, is becoming increasingly important. In accordance with the international practice and proposals of the World Bank, Public Debt Administration was founded on 1 October 2009 presenting an administrative authority within the Ministry of Finance of the Republic of Serbia. The primary objective of the Public Debt Administration is the minimizing of borrowing costs having the acceptable level of risk, i.e. the establishment of their optimal relations. According to the regulations defining the system of public finance, public debt servicing presents an absolute and unconditional obligation having the priority over all the remaining budgetary obligations. It is especially important to emphasize that the obligation referring to the repayment of due public debt does not cease even during the temporary suspension of the budget execution.

All of the above-mentioned data indicate the importance of the existence and efficient functioning of the Public Debt Administration, being the holder of public debt policy. The legal basis for the establishment and functioning of the Public Debt Administration is provided under the Public Debt Law, the Law on Budget of the Republic of Serbia, the Budget System Law and other regulations. In accordance with the Public Debt Law, the Public Debt Administration on behalf of the Republic of Serbia may borrow in country or abroad, i.e. on domestic or foreign market, in domestic and foreign currency, to finance budget deficit, to refinance the outstanding debt, to finance projects having general importance, as well as to perform other obligations defined by the Law. On the other hand, the Budget System Law defines general and specific fiscal rules regulating fiscal discipline.

### STRATEGIC GUIDELINES

The current medium term strategy has been developed in cooperation with the World Bank experts, using the MTDS model (Medium Term Debt Strategy), which was implemented in practice in numerous countries all round the world. The document defines the following guidelines:

- I Ensuring the financing of fiscal deficit of the Republic of Serbia, within the meaning of short-term deficit (liquidity) and long-term deficit, being an integral part of the policy aimed at maintaining stability of the public finance system;
- II Defining an acceptable level of risk, in accordance with the targeted structure of public debt implying the structure of debt in terms of currency, structure of interest rates, structure of maturity and structure of debt with regard to the instruments;
- III Support to the development of the market of government securities issued on domestic and international market, with the aim of reducing medium-term and long-term borrowing expenses;
- IV Raising the level of transparency and predictability of the process of borrowing;
- V The Public Debt Management Strategy ought to be supported and consistent with the general medium term framework of the Government;

On 31 July 2015, the share of debt denominated in dinars amounted to 21.2%. The share of the debt denominated in dinars is rather low, however it has been increasing in the last four years. Through the introduction of securities denominated in dinars having longer maturity (five-year and seven-year maturity), the risk of refinancing, which is typical for securities denominated in dinars, is decreasing creating an adequate yield curve relating to domestic currency. The objective of the Public Debt Management Strategy is to execute the most of the needs for the financing of the Republic of Serbia on domestic market, through the issuance in dinars, which is in accordance with the dinarization strategy.

#### LAW ON BUDGET, EXECUTION OF THE BUDGET OF THE REPUBLIC OF SERBIA FOR THE YEAR 2014

In accordance with the Public Debt Law ("Official Gazette of RS, No. 61/05, 107/09, 78/2011 and 68/2015), presenting the legal basis for borrowing of the Republic of Serbia, the Republic of Serbia may borrow in country or abroad, i.e. on domestic or foreign market, in domestic and foreign currency. The Republic of Serbia may borrow to finance current account deficit, to service the outstanding debt (refinancing), and to finance investment projects. Based on the above-mentioned, in addition to maintaining liquidity, borrowing, i.e. public debt has a developing role as well. Apart from direct borrowing, the Republic of Serbia may issue guarantees in favour of public enterprises and local self-government units.

In accordance with the above-stated Law, the public debt of the Republic of Serbia is as follows:

- I Debt of the Republic, based on agreements concluded by the Republic,
- II Debt of the Republic based on issuing securities,
- III Debt of the Republic based on contracts/agreements according to which obligations of the Republic, pursuant to previously concluded agreements, have been rescheduled,
- IV Debt of the Republic, based on the guaranty issued by the Republic, and/or based on counter-guaranty issued by the Republic,
- V Debt of local government and legal entities founded by the state for which the Republic has issued guarantees.

PUBLIC DEBT ANALYSIS

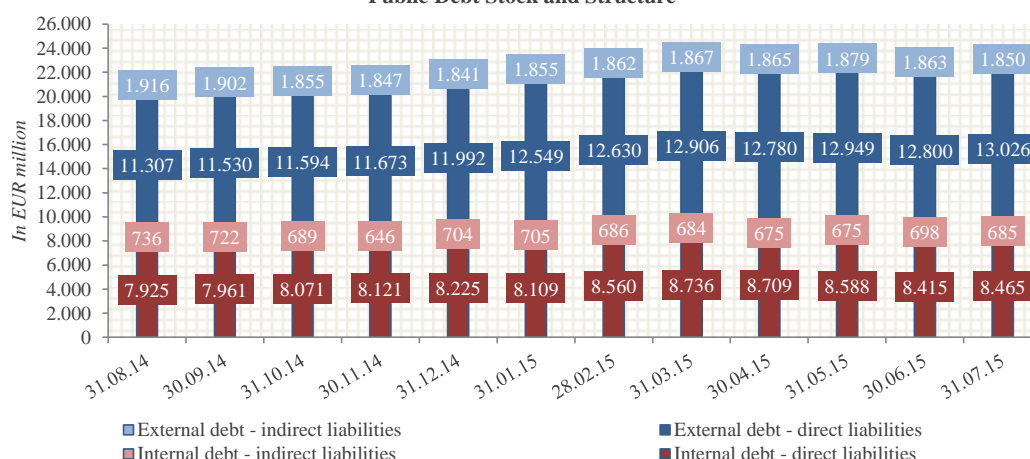
General Government Debt and Public Debt Stock and Structure as of July 31, 2015

	EUR	USD	RSD	GDP%
<b>Direct Liabilities (A)</b>				
Internal Debt	8,465,363,422	9,267,029,481	1,017,117,647,890	25.5%
External Debt	13,026,144,155	14,259,714,070	1,565,097,733,258	39.2%
<i>Direct Liabilities in Total</i>	21,491,507,577	23,526,743,550	2,582,215,381,147	64.7%
<b>Indirect Liabilities (B)</b>				
Internal Debt	685,431,216	750,341,240	82,354,903,371	2.1%
External Debt	1,849,945,829	2,025,134,856	222,271,916,289	5.6%
<i>Indirect Liabilities in Total</i>	2,535,377,045	2,775,476,096	304,626,819,660	7.6%
<b>Non-Guaranteed Local Government Debt (C)</b>				
Internal Debt	291,764,257	319,394,199	35,055,621,360	0.9%
External Debt	116,543,401	127,580,008	14,002,747,921	0.4%
<i>Non-Guaranteed Local Government Debt in Total</i>	408,307,658	446,974,207	49,058,369,281	1.2%
<b>Central Government Public Debt (A+B)</b>	24,026,884,622	26,302,219,646	2,886,842,200,807	72.3%
<b>General Government Public Debt (A+B+C)</b>	24,435,192,280	26,749,193,853	2,935,900,570,088	73.5%

DYNAMICS OF PUBLIC DEBT

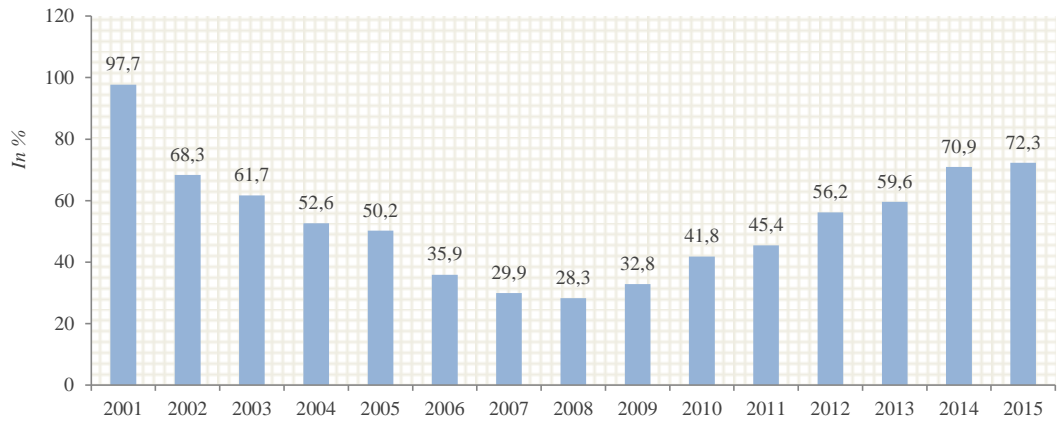
Date	Internal Debt		External Debt		Monthly Change of Public Debt
	Direct Liabilities	Indirect Liabilities	Direct Liabilities	Indirect Liabilities	
31/08/2014	111.3	2.1	841.4	-10.8	944.0
30/09/2014	35.5	-14.0	223.1	-14.0	230.5
31/10/2014	110.8	-32.2	64.2	-47.3	95.5
30/11/2014	49.5	-43.9	79.2	-8.1	76.7
31/12/2014	104.2	58.3	318.4	-5.7	475.3
31/01/2015	-116.0	0.9	557.8	14.3	457.1
28/02/2015	450.5	-18.8	80.6	6.5	518.8
31/03/2015	176.0	-1.7	275.6	5.4	455.3
30/04/2015	-26.2	-9.0	-125.6	-1.9	-162.8
31/05/2015	-121.4	-0.5	169.0	13.4	60.5
30/06/2015	-173.4	23.2	-148.6	-16.3	-315.1
31/07/2015	50.7	-12.5	225.9	-12.6	251.4

Public Debt Stock and Structure



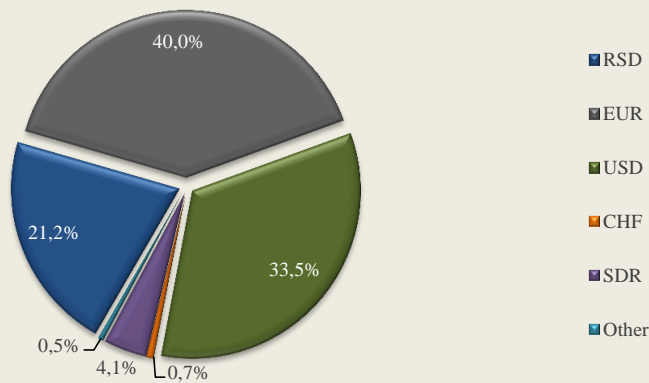
**PUBLIC DEBT STRUCTURE**

**Public Debt to GDP% \***

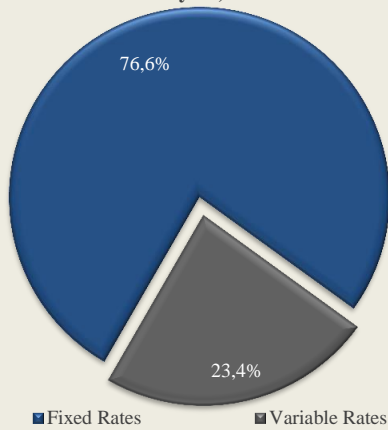


\*used GDP according ESA 2010

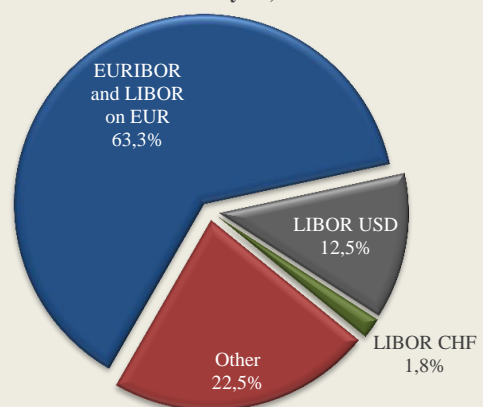
**Public Debt Currency Structure as of July 31, 2015**



**Public Debt Interest Composition as of July 31, 2015**



**Variable Interest Rates Structure as of July 31, 2015**



GOVERNMENT SECURITIES ISSUED ON DOMESTIC MARKET - INTERNAL PUBLIC DEBT

Overview of government securities issued on domestic market - RSD denominated

G - BILLS 3M								
Auction date	Maturity date	Offer	Bid	Par Value	Accepted rate	Accepted price	Realization	
07/05/15	06/08/15	3,000,000,000	6,526,970,000	2,787,460,000	5.63%	9,859.68	92.92%	
16/07/15	15/10/15	3,000,000,000	5,356,780,000	2,954,180,000	4.79%	9,880.37	98.47%	
G - BILLS 6M								
Auction date	Maturity date	Offer	Bid	Par Value	Accepted rate	Accepted price	Realization	
05/03/15	03/09/15	3,000,000,000	639,840,000	639,840,000	7.00%	9,658.21	21.33%	
04/06/15	03/12/15	3,000,000,000	12,305,480,000	2,800,050,000	5.25%	9,741.45	93.34%	
G - BILLS 53W								
Auction date	Maturity date	Offer	Bid	Par Value	Accepted rate	Accepted price	Realization	
17/09/14	25/09/15	10,000,000,000	6,589,200,000	5,289,200,000	8.20%	9,220.79	52.89%	
04/11/14	12/11/15	10,000,000,000	2,944,480,000	2,644,480,000	8.20%	9,220.79	26.44%	
09/12/14	17/12/15	5,000,000,000	2,317,790,000	2,267,690,000	8.00%	9,238.35	45.35%	
22/12/14	12/11/15	7,355,520,000	3,030,070,000	3,030,070,000	8.00%	9,330.29	41.19%	
06/01/15	15/01/16	10,000,000,000	3,400,000,000	3,400,000,000	8.35%	9,207.67	34.00%	
27/01/15	04/02/16	10,000,000,000	5,960,240,000	5,610,240,000	8.45%	9,198.94	56.10%	
24/02/15	03/03/16	10,000,000,000	1,930,410,000	1,930,410,000	8.45%	9,198.94	19.30%	
10/03/15	17/03/16	10,000,000,000	3,219,100,000	2,019,100,000	8.40%	9,203.30	20.19%	
07/04/15	17/03/16	7,980,900,000	5,422,050,000	5,422,050,000	8.14%	9,280.26	67.94%	
02/06/15	09/06/16	10,000,000,000	18,492,190,000	9,588,640,000	6.39%	9,382.16	95.89%	
23/06/15	30/06/16	10,000,000,000	9,246,900,000	6,246,900,000	6.18%	9,401.25	62.47%	
22/07/15	29/07/16	10,000,000,000	10,274,180,000	7,924,180,000	6.18%	9,401.25	79.24%	
G - BONDS 2Y								
Auction date	Maturity date	Offer	Bid	Par Value	Coupon rate	Accepted rate	Accepted price	Realization
03/09/13	05/09/15	10,000,000,000	6,939,220,000	4,387,670,000	10.00%	11.50%	9,744.82	43.88%
26/10/13	26/10/15	11,156,790,000	11,156,790,000	11,156,790,000	10.00%	11.50%	10,000.00	100.00%
06/11/13	08/11/15	5,000,000,000	10,848,960,000	4,978,160,000	10.00%	10.70%	9,879.64	99.56%
10/12/13	12/12/15	10,000,000,000	12,335,780,000	7,175,780,000	10.00%	10.09%	9,984.40	71.76%
28/01/14	30/01/16	10,000,000,000	18,497,800,000	10,000,000,000	10.00%	8.98%	10,179.48	100.00%
03/02/14	03/02/16	1,800,000,000	1,800,000,000	1,800,000,000	10.00%	10.00%	10,000.00	100.00%
11/03/14	13/03/16	10,000,000,000	13,227,830,000	8,337,910,000	10.00%	9.80%	10,034.80	83.38%
20/05/14	22/05/16	10,000,000,000	15,324,900,000	10,000,000,000	10.00%	9.30%	10,122.64	100.00%
10/06/14	12/06/16	10,000,000,000	17,090,020,000	9,970,020,000	10.00%	9.00%	10,175.91	99.70%
30/09/14	02/10/16	10,000,000,000	5,612,370,000	4,336,040,000	8.00%	9.00%	9,824.09	43.36%
16/12/14	18/12/16	10,000,000,000	3,247,110,000	2,983,760,000	8.00%	9.00%	9,824.09	29.84%
08/01/15	12/01/17	10,000,000,000	5,984,200,000	5,784,200,000	8.00%	9.29%	9,773.96	59.84%
19/03/15	23/03/17	10,000,000,000	8,643,700,000	7,943,700,000	8.00%	9.09%	9,808.49	79.44%
02/04/15	06/04/17	10,000,000,000	17,108,790,000	10,000,000,000	8.00%	8.63%	9,888.62	100.00%
14/05/15	18/05/17	10,000,000,000	29,591,420,000	10,000,000,000	8.00%	7.20%	10,144.24	100.00%

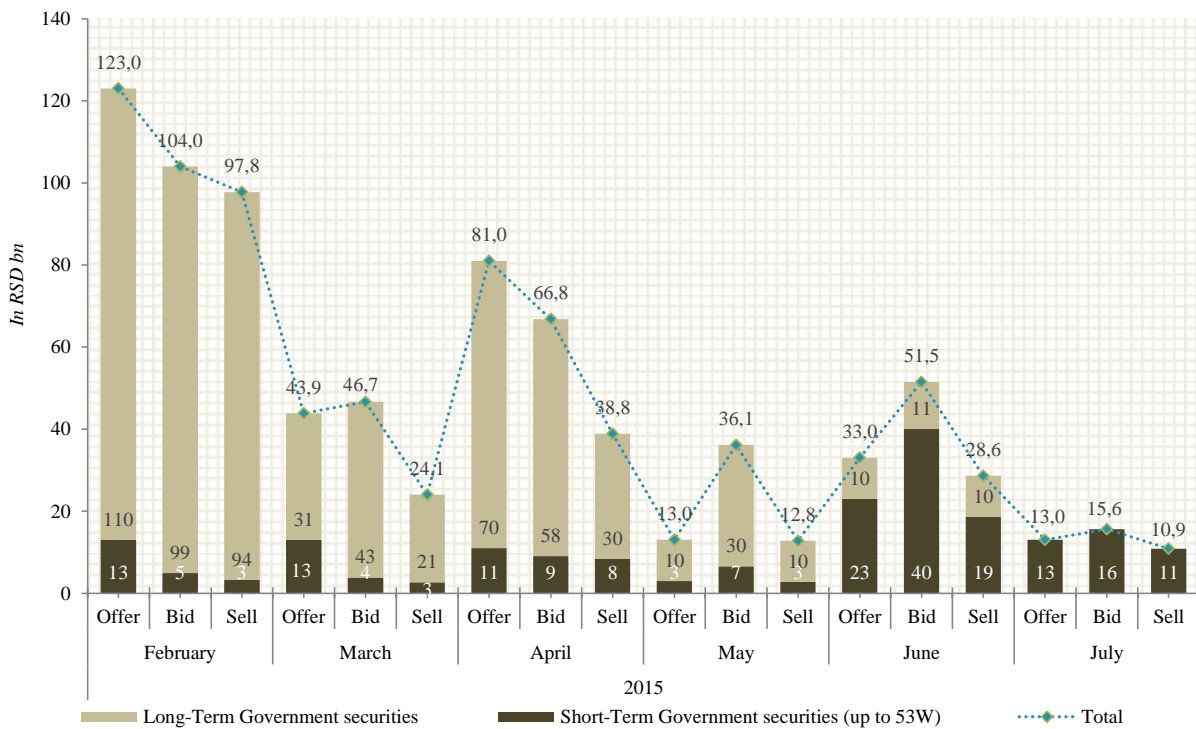
G - BONDS 3Y								
Auction date	Maturity date	Offer	Bid	Par Value	Coupon rate	Accepted rate	Accepted price	Realization
12/09/12	14/09/15	10,000,000,000	10,371,380,000	10,000,000,000	10.00%	15.99%	8,615.24	100.00%
26/09/12	28/09/15	10,000,000,000	2,909,660,000	2,407,740,000	10.00%	15.99%	8,615.24	24.08%
16/10/12	18/10/15	10,000,000,000	10,204,040,000	6,863,750,000	10.00%	14.99%	8,828.71	68.64%
04/12/12	06/12/15	10,000,000,000	5,528,410,000	4,230,500,000	10.00%	13.95%	9,057.88	42.31%
19/02/13	21/02/16	20,000,000,000	23,815,280,000	18,921,150,000	10.00%	11.39%	9,662.61	94.61%
23/04/13	25/04/16	10,000,000,000	14,372,490,000	10,000,000,000	10.00%	10.49%	9,879.19	100.00%
25/06/13	27/06/16	10,000,000,000	2,405,740,000	1,900,740,000	10.00%	10.50%	9,876.74	19.01%
13/08/13	15/08/16	10,000,000,000	3,680,710,000	3,420,710,000	10.00%	12.00%	9,519.63	34.21%
15/10/13	17/10/16	10,000,000,000	17,019,690,000	10,000,000,000	10.00%	11.85%	9,554.51	100.00%
25/11/13	27/06/16	8,099,260,000	12,887,300,000	8,069,310,000	10.00%	10.50%	10,298.89	99.63%
27/11/13	15/08/16	6,579,290,000	8,053,150,000	5,258,150,000	10.00%	10.50%	10,167.32	79.92%
17/12/13	19/12/16	10,000,000,000	15,588,040,000	6,421,980,000	10.00%	10.18%	9,955.38	64.22%
25/02/14	27/02/17	10,000,000,000	6,999,040,000	4,404,400,000	10.00%	10.38%	9,906.13	44.04%
28/03/14	01/04/17	20,000,000,000	23,056,150,000	18,024,480,000	10.00%	10.49%	9,879.19	90.12%
06/05/14	08/05/17	10,000,000,000	27,717,400,000	10,000,000,000	10.00%	10.09%	9,977.65	100.00%
26/05/14	27/02/17	5,595,600,000	5,702,380,000	5,595,600,000	10.00%	10.00%	10,243.85	100.00%
08/07/14	10/07/17	20,000,000,000	24,280,000,000	20,000,000,000	10.00%	10.00%	10,000.00	100.00%
25/11/14	27/11/17	10,000,000,000	6,233,020,000	5,163,080,000	10.00%	9.70%	10,075.00	51.63%
26/02/15	02/03/18	50,000,000,000	52,194,750,000	48,041,750,000	10.00%	9.70%	10,075.00	96.08%
23/04/15	27/04/18	50,000,000,000	29,772,320,000	11,106,760,000	10.00%	8.23%	10,454.26	22.21%
G - BONDS 5Y								
Auction date	Maturity date	Offer	Bid	Par Value	Coupon rate	Accepted rate	Accepted price	Realization
24/01/12	26/01/17	3,000,000,000	4,908,160,000	2,703,660,000	10.00%	14.70%	8,375.83	90.12%
29/05/12	31/05/17	3,000,000,000	520,000,000	520,000,000	10.00%	15.01%	8,280.94	17.33%
06/11/12	08/11/17	5,000,000,000	6,911,000,000	5,000,000,000	10.00%	14.74%	8,363.51	100.00%
22/01/13	24/01/18	5,000,000,000	10,293,570,000	5,000,000,000	10.00%	12.94%	8,964.42	100.00%
28/05/13	30/05/18	5,000,000,000	2,115,580,000	1,265,580,000	10.00%	10.50%	9,812.86	25.31%
23/07/13	25/07/18	5,000,000,000	1,167,170,000	367,170,000	10.00%	10.69%	9,742.98	7.34%
19/11/13	21/11/18	5,000,000,000	9,030,160,000	4,950,380,000	10.00%	11.89%	9,316.84	99.01%
04/02/14	06/02/19	10,000,000,000	3,928,920,000	3,128,920,000	10.00%	11.48%	9,459.55	31.29%
25/06/14	06/02/19	6,871,080,000	4,570,300,000	3,950,000,000	10.00%	10.80%	10,100.51	57.49%
19/08/14	21/08/19	15,000,000,000	9,834,180,000	9,134,180,000	10.00%	10.80%	9,702.83	60.89%
G - BONDS 7Y								
Auction date	Maturity date	Offer	Bid	Par Value	Coupon rate	Accepted rate	Accepted price	Realization
05/03/13	07/03/20	3,000,000,000	3,811,230,000	3,000,000,000	10.00%	12.65%	8,815.13	100.00%
10/04/13	12/04/20	5,000,000,000	3,862,780,000	3,462,780,000	10.00%	12.25%	8,981.24	69.26%
24/09/13	26/09/20	5,000,000,000	801,520,000	674,760,000	10.00%	12.99%	8,677.23	13.50%
18/03/14	20/03/21	10,000,000,000	8,199,420,000	4,750,420,000	10.00%	13.00%	8,673.22	47.50%
14/05/14	20/03/21	5,249,580,000	18,341,430,000	4,824,610,000	10.00%	11.80%	9,333.84	91.90%
03/06/14	05/06/21	15,000,000,000	14,387,090,000	10,011,090,000	10.00%	11.80%	9,173.29	66.74%
01/07/14	05/06/21	4,988,910,000	3,282,720,000	1,822,720,000	10.00%	11.80%	9,253.22	36.54%
09/09/14	11/09/21	15,000,000,000	8,827,310,000	8,672,800,000	10.00%	11.79%	9,177.62	57.82%
17/12/14	11/09/21	6,327,200,000	6,792,840,000	6,327,200,000	10.00%	11.99%	9,376.15	100.00%
03/02/15	05/02/22	50,000,000,000	39,137,760,000	39,137,760,000	10.00%	12.34%	8,943.50	78.28%
24/03/15	05/02/22	10,862,240,000	27,033,900,000	10,862,240,000	10.00%	10.75%	9,784.22	100.00%
G - BONDS 10Y								
Auction date	Maturity date	Offer	Bid	Par Value	Coupon rate	Accepted rate	Accepted price	Realization
21/10/14	23/10/24	10,000,000,000	12,725,610,000	9,325,970,000	10.00%	12.99%	8,376.90	93.26%

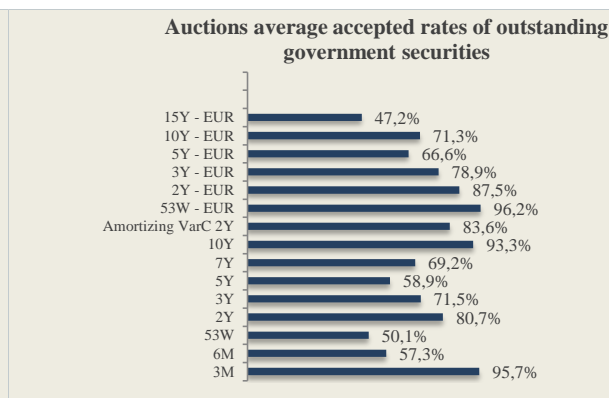
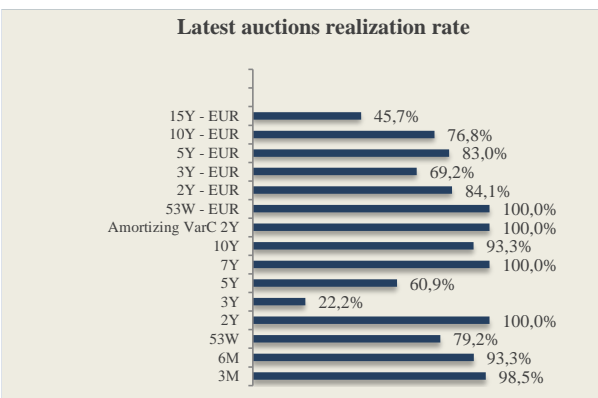
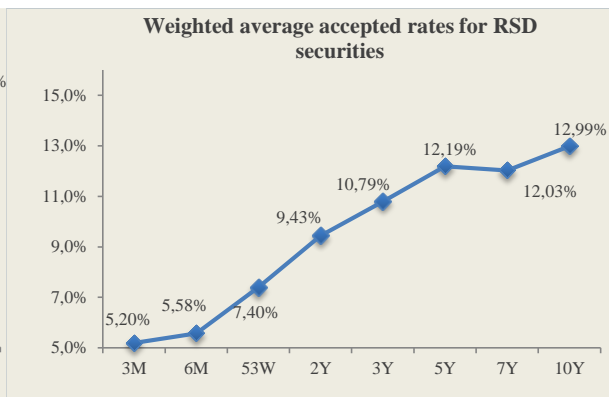
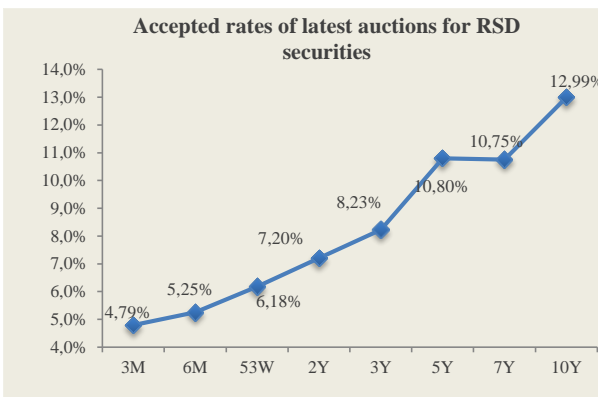
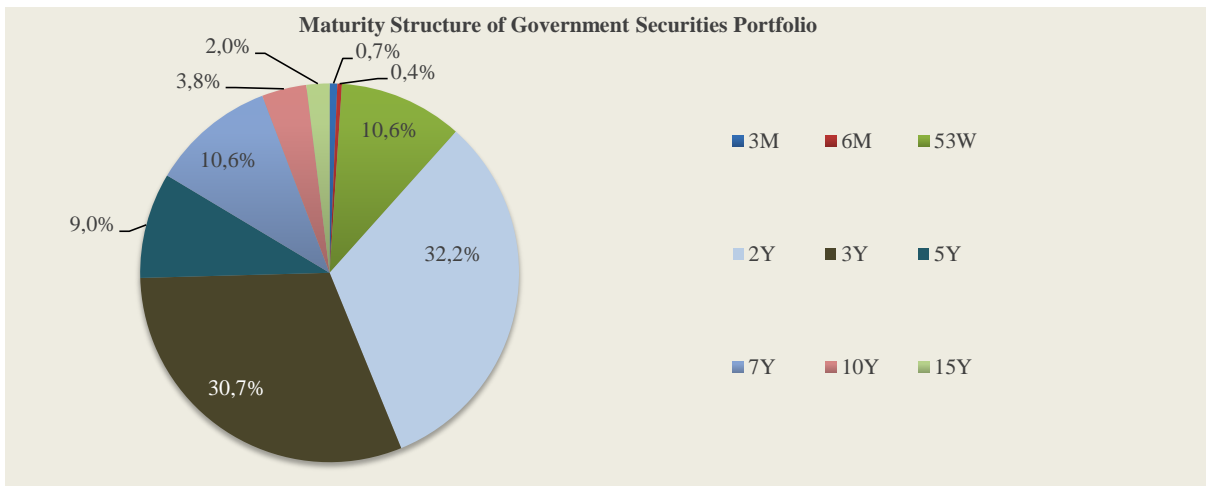
Overview of government securities issued on domestic market - EUR denominated

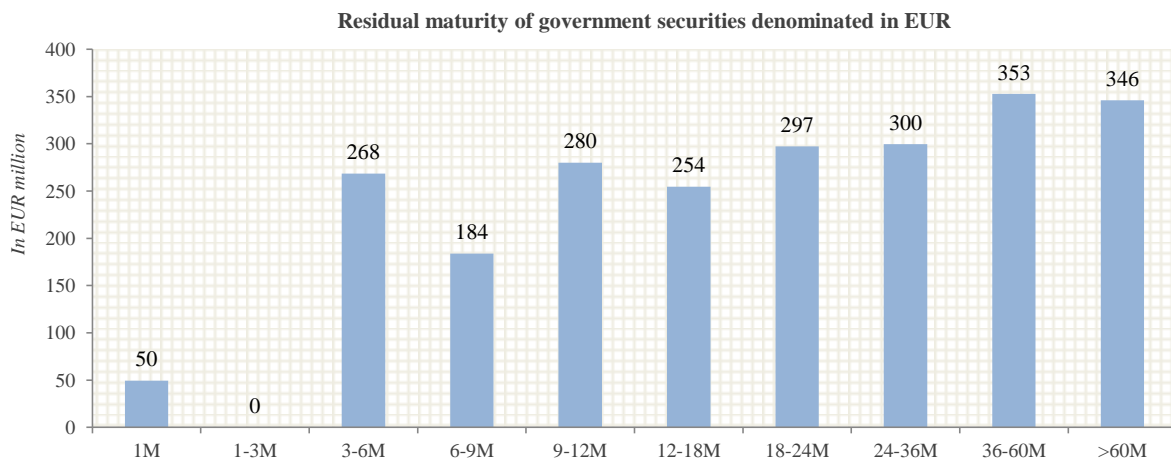
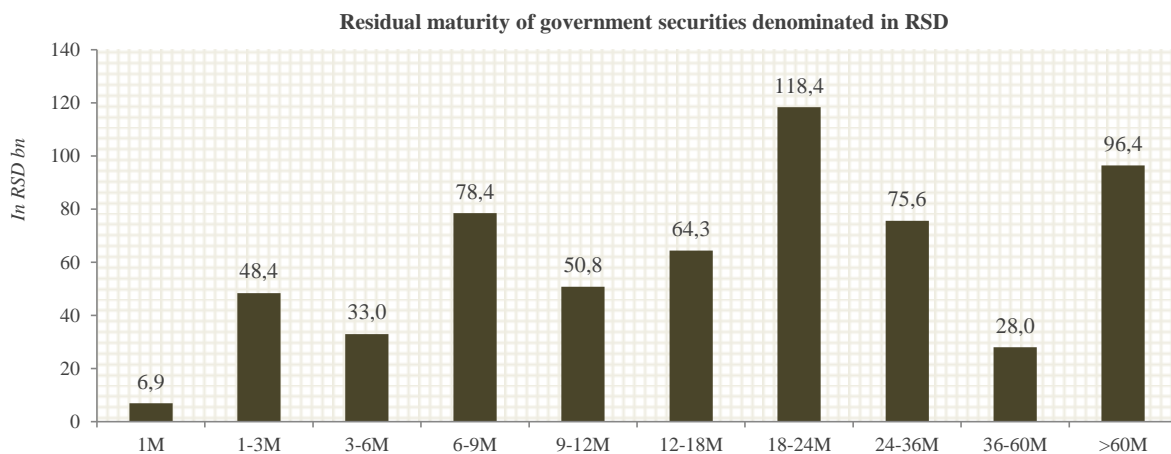
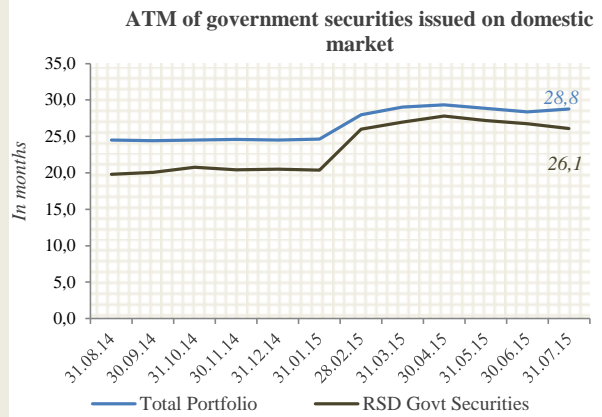
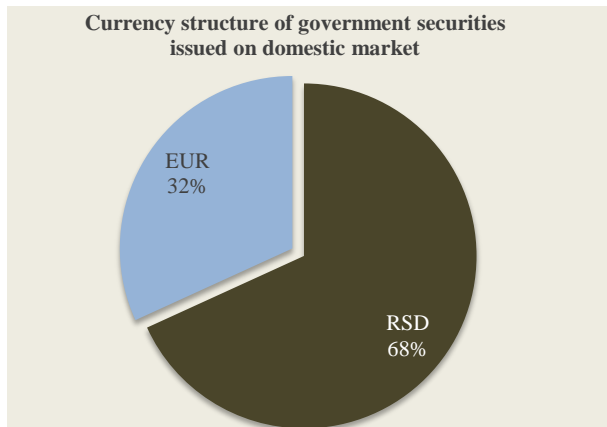
G - BILLS 53W								
Auction date	Maturity date	Offer	Bid	Par Value	Accepted rate	Accepted price	Realization	
13/08/14	21/08/15	50,000,000 €	51,520,000 €	49,520,000 €	3.19%	968.17 €	99.04%	
18/11/14	26/11/15	50,000,000 €	124,046,000 €	50,000,000 €	2.80%	971.95 €	100.00%	
29/12/14	11/01/16	50,000,000 €	93,981,000 €	50,000,000 €	2.50%	974.88 €	100.00%	
09/03/15	16/03/16	50,000,000 €	48,800,000 €	45,775,000 €	2.45%	975.37 €	91.55%	
04/05/15	11/05/16	50,000,000 €	75,960,000 €	43,416,000 €	1.99%	979.90 €	86.83%	
15/06/15	22/06/16	75,000,000 €	120,955,000 €	75,000,000 €	1.59%	983.88 €	100.00%	
G - BONDS 2Y								
Auction date	Maturity date	Offer	Bid	Par Value	Coupon rate	Accepted rate	Accepted price	Realization
20/11/13	22/11/15	100,000,000 €	110,320,000 €	88,320,000 €	4.50%	4.68%	996.64 €	88.32%
25/12/13	27/12/15	50,000,000 €	82,859,000 €	50,000,000 €	4.50%	4.28%	1,004.13 €	100.00%
03/02/14	03/02/16	70,000,000 €	70,000,000 €	70,000,000 €	4.50%	4.50%	1,000.00 €	100.00%
26/03/14	28/03/16	75,000,000 €	102,405,000 €	67,971,000 €	4.50%	4.08%	1,007.91 €	90.63%
13/05/14	15/05/16	50,000,000 €	46,871,000 €	36,871,000 €	4.50%	4.08%	1,007.91 €	73.74%
11/06/14	13/06/16	100,000,000 €	92,726,000 €	90,641,000 €	4.50%	4.05%	1,008.48 €	90.64%
29/07/14	31/07/16	50,000,000 €	44,121,000 €	26,541,000 €	4.00%	4.00%	1,000.00 €	53.08%
28/10/14	31/07/16	23,459,000 €	40,745,000 €	18,200,000 €	4.00%	3.80%	1,013.19 €	77.58%
30/12/14	05/01/17	75,000,000 €	146,334,000 €	75,000,000 €	4.00%	3.50%	1,009.50 €	100.00%
18/02/15	20/02/17	100,000,000 €	101,601,000 €	91,857,000 €	4.00%	3.45%	1,010.46 €	91.86%
21/05/15	25/05/17	50,000,000 €	70,741,000 €	50,000,000 €	3.00%	2.87%	1,002.49 €	100.00%
15/07/15	17/07/17	50,000,000 €	48,068,000 €	42,068,000 €	2.00%	2.85%	983.70 €	84.14%
G - BONDS 3Y								
Auction date	Maturity date	Offer	Bid	Par Value	Coupon rate	Accepted rate	Accepted price	Realization
23/01/13	25/01/16	30,000,000 €	42,856,000 €	30,000,000 €	4.88%	4.88%	1,000.00 €	100.00%
18/06/13	20/06/16	50,000,000 €	45,877,000 €	33,877,000 €	4.50%	4.50%	1,000.00 €	67.75%
09/09/13	11/09/16	50,000,000 €	37,680,000 €	37,680,000 €	4.50%	5.00%	986.38 €	75.36%
19/02/14	21/02/17	50,000,000 €	62,349,000 €	50,000,000 €	4.80%	4.50%	991.80 €	100.00%
29/05/14	02/06/17	100,000,000 €	64,191,000 €	63,191,000 €	4.50%	4.72%	993.98 €	63.19%
22/07/14	24/07/17	50,000,000 €	21,056,000 €	20,056,000 €	4.00%	4.80%	978.13 €	40.11%
23/09/14	25/09/17	50,000,000 €	44,712,000 €	39,712,000 €	4.00%	4.80%	978.13 €	79.42%
14/10/14	24/07/17	29,944,000 €	28,162,000 €	27,162,000 €	4.00%	4.80%	988.63 €	90.71%
23/12/14	25/12/17	50,000,000 €	99,984,000 €	50,000,000 €	4.00%	4.47%	987.07 €	100.00%
21/01/15	23/01/18	100,000,000 €	77,634,000 €	77,534,000 €	4.00%	4.26%	992.82 €	77.53%
22/04/15	24/04/18	50,000,000 €	69,615,000 €	41,896,000 €	3.50%	3.90%	988.88 €	83.79%
21/07/15	23/07/18	50,000,000 €	34,606,000 €	34,606,000 €	2.50%	3.85%	962.43 €	69.21%
G - BONDS 5Y								
Auction date	Maturity date	Offer	Bid	Par Value	Coupon rate	Accepted rate	Accepted price	Realization
16/04/13	18/04/18	50,000,000 €	48,311,000 €	43,311,000 €	4.50%	5.00%	978.35 €	86.62%
20/08/13	22/08/18	50,000,000 €	31,700,000 €	26,700,000 €	4.50%	5.25%	967.75 €	53.40%
08/10/13	10/10/18	50,000,000 €	23,034,000 €	18,034,000 €	4.50%	5.75%	946.99 €	36.07%
24/12/13	10/10/18	31,966,000 €	35,975,000 €	24,475,000 €	4.50%	5.25%	978.26 €	76.57%
31/12/13	22/08/18	23,300,000 €	20,144,000 €	19,154,000 €	4.50%	5.15%	990.31 €	82.21%
29/01/14	31/01/19	50,000,000 €	50,108,000 €	48,568,000 €	4.50%	5.10%	974.09 €	97.14%
22/04/14	24/04/19	50,000,000 €	40,872,000 €	24,310,000 €	4.50%	4.92%	981.78 €	48.62%
02/07/14	24/04/19	25,690,000 €	26,293,000 €	22,493,000 €	4.50%	4.80%	995.98 €	87.56%
26/08/14	28/08/19	75,000,000 €	28,337,000 €	15,837,000 €	4.00%	5.00%	956.71 €	21.12%
26/11/14	28/08/19	59,163,000 €	35,492,000 €	35,492,000 €	4.00%	5.00%	968.45 €	59.99%
23/03/15	25/03/20	100,000,000 €	85,250,000 €	82,950,000 €	4.00%	4.79%	965.60 €	82.95%
G - BONDS 10Y								
Auction date	Maturity date	Offer	Bid	Par Value	Coupon rate	Accepted rate	Accepted price	Realization
09/04/14	11/04/24	125,000,000 €	62,777,000 €	61,397,000 €	5.00%	5.50%	962.31 €	49.12%
04/06/14	11/04/24	63,603,000 €	37,641,000 €	37,641,000 €	5.00%	5.50%	970.22 €	59.18%
19/11/14	11/04/24	25,962,000 €	33,340,000 €	25,962,000 €	5.00%	5.50%	994.32 €	100.00%
28/07/15	30/07/15	45,868 €	100,000,000 €	77,770,000 €	3.50%	4.50%	920.87 €	76.77%
G - BONDS 15Y								
Auction date	Maturity date	Offer	Bid	Par Value	Coupon rate	Accepted rate	Accepted price	Realization
14/02/11	16/02/26	200,000,000 €	97,351,000 €	97,351,000 €	5.85%	5.85%	1,000.00 €	48.68%
01/06/11	16/02/26	102,649,000 €	46,930,000 €	46,930,000 €	5.85%	5.85%	1,017.29 €	45.72%

Amortizing G - Bonds 2Y with variable rates						
Auction date	Maturity date	Par Value	Nominal price	Coupon (NBS kpr + fixed margin)	Realization	
07/08/13	09/08/15	8,250,000,000	10,000.00	2.08%	82.5%	
22/10/13	24/10/15	9,429,000,000	10,000.00	2.70%	94.3%	
26/11/13	28/11/15	4,857,270,000	10,000.00	2.19%	48.6%	
11/02/14	13/02/16	9,931,900,000	10,000.00	1.49%	99.3%	
25/03/14	27/03/16	8,875,000,000	10,000.00	1.49%	88.8%	
14/04/14	16/04/16	10,000,000,000	10,000.00	1.49%	100.0%	
24/06/14	26/06/16	10,000,000,000	10,000.00	1.39%	100.0%	
12/08/14	14/08/16	10,000,000,000	10,000.00	1.39%	100.0%	
22/10/14	24/10/16	4,995,000,000	10,000.00	1.35%	99.9%	
24/11/14	26/11/16	3,221,000,000	10,000.00	1.35%	64.4%	
11/02/15	13/02/17	7,300,990,000	10,000.00	1.45%	73.0%	
25/03/15	27/03/17	7,120,000,000	10,000.00	1.34%	26.0%	
14/04/15	16/04/17	9,300,000,000	10,000.00	1.19%	93.0%	
24/06/15	26/06/17	10,000,000,000	10,000.00	1.15%	100.0%	

Trends on Domestic Market - RSD denominated securities







INTERNAL PUBLIC DEBT ANALYSIS

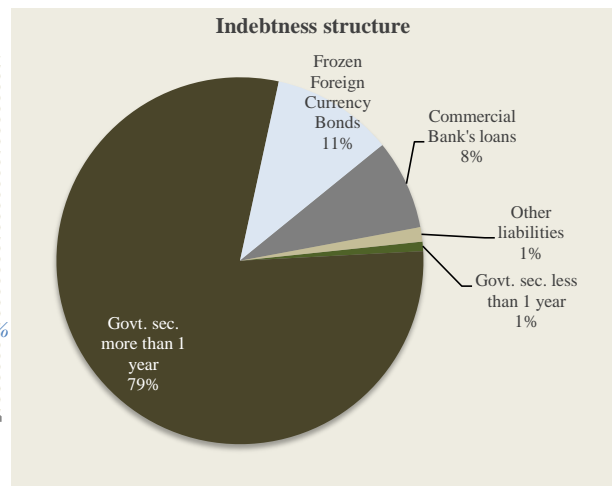
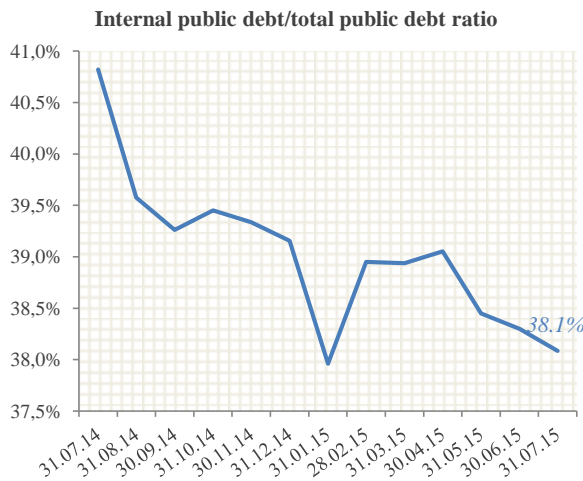
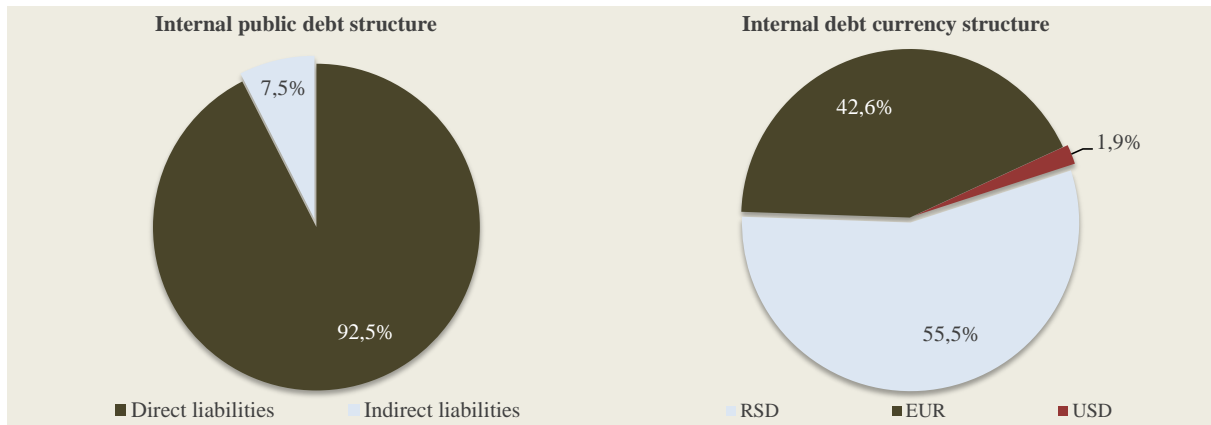
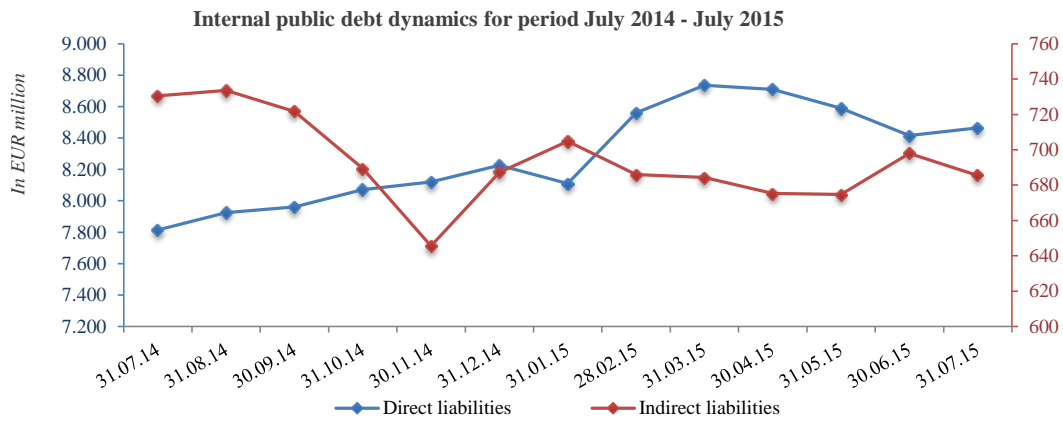
INTERNAL DEBT DIRECT LIABILITIES (In 000)			
Debt Description	Currency	Contracted Amount	Debt Stock in EUR
<b>TOTAL GOVERNMENT SECURITIES ISSUED IN THE DOMESTIC MARKET</b>			7,326,816
Short-Term Securities (T-bills)	RSD	9,181,530	76,417
Long-Term Securities issued in the domestic financial market in RSD	RSD	591,037,905	4,919,146
Long-Term Securities issued in the domestic financial market in EUR	EUR	2,331,253	2,331,253
<b>TOTAL COMMERCIAL BANK LOANS FOR FINANCING OF PUBLIC DEFICIT</b>			28,854
Vojvodanska banka a.d. Novi Sad	EUR	20,000	00
Banca Intesa a.d. Beograd	EUR	38,892	4,862
Raiffisen banka a.d. Beograd	EUR	38,892	4,862
UniCredit Bank Srbija a.d. Beograd	EUR	46,662	5,833
Societe Generale Banka Srbija a.d. Beograd	EUR	15,554	1,944
Hypo Alpe-Adria-Bank a.d. Beograd	EUR	20,000	5,000
Eurobank a.d. Beograd	EUR	20,000	2,500
Vojvodanska banka a.d. Novi Sad	EUR	20,000	2,500
NLB Banka a.d. Beograd	EUR	10,000	1,354
<b>TOTAL COMMERCIAL BANK LOANS FOR FINANCING OF PROJECT</b>			10,232
Komercijalna banka a.d. Beograd - Purchase of the Embassy Building in Brussels	EUR	12,500	5,357
Eurobank a.d. Beograd- Project for Management of Nuclear Facilities in Serbia	USD	25,000	00
Komercijalna banka a.d. Beograd - Purchase of the Building for the First Municipal Court in Belgrade	EUR	13,000	4,875
<b>TOTAL OTHER LIABILITIES</b>			1,099,461
NBS - Frozen Foreign Currency Bonds	RSD	525,844	1,115
Citizens - Frozen Foreign Currency Bonds	EUR	4,200,000	983,366
Banks - Frozen Foreign Currency Bonds	EUR	98,816	20,769
Farmers - Undertaken Obligations of the Republic Fund for Pension and Disability Insurance	RSD	20,000,000	22,174
Employees - Undertaken Obligations of the Republic Fund for Pension and Disability Insurance	RSD	23,500,000	6,062
Obligations of the Vojvodanska banka a.d. Novi Sad to the NBS	RSD	460,970	3,837
Obligations to the Development Fund of the Republic of Serbia	RSD	7,083,143	21,381
Economic Development Loan	EUR	56,000	7,751
Undertaken Obligations of Health Institutions	RSD	4,819,199	6,790
Obligations FRY to the NBS, Contract No. 840 of September 26, 1995	RSD	409,567	3,409
Obligations FRY to the NBS, Contract No. 132 of February 23, 2000	RSD	2,740,454	22,809
Commitments under the Programme of measures for the settlement of liabilities of the company Air Serbia a.d. Beograd towards legal entities and individuals related to provided services and delivered goods as of December 31, 2013	RSD	20,236,785	00
<b>TOTAL INTERNAL DEBT (direct liabilities)</b>			<b>8,465,363</b>

INTERNAL DEBT INDIRECT LIABILITIES (In 000)			
Debt Description	Currency	Contracted Amount	Debt Stock in EUR
<b>TOTAL COMMERCIAL BANK LOANS</b>			685,431
PE Srbijagas - Banca Intesa a.d. Beograd	EUR	50,000	27,500
PE Srbijagas - Banca Intesa a.d. Beograd	EUR	120,000	66,000
PE Srbijagas - Banca Intesa a.d. Beograd	EUR	45,000	36,000
PE Srbijagas - Societe Generale Banka Srbija a.d. Beograd	EUR	40,000	32,000
PE Srbijagas - Erste Bank a.d. Novi Sad	EUR	40,000	32,000
PE Srbijagas - Komercijalna banka a.d. Beograd	EUR	20,000	16,000
PE Srbijagas - Hypo Alpe-Adria-Bank a.d. Beograd	EUR	35,000	28,000
PE Srbijagas - UniCredit Bank Srbija a.d. Beograd	EUR	30,000	22,857
PE Srbijagas - Societe Generale Banka Srbija a.d. Beograd	EUR	10,000	6,250
PE Srbijagas - Vojvodanska banka a.d. Novi Sad	EUR	20,000	12,500
PE Srbijagas - UniCredit Bank Srbija a.d. Beograd	EUR	10,000	6,250
PE Srbijagas - Sberbank Srbija a.d. Beograd	EUR	70,000	43,750
		10,000	6,250

PE Srbijagas - OTP banka Srbija a.d. Novi Sad	EUR	10,000	6,250
PE Srbijagas - UniCredit Bank Srbija a.d. Beograd	EUR	20,000	12,500
PE Srbijagas - Vojvodanska banka a.d. Novi Sad	EUR	20,000	13,750
PE Srbijagas - Banca Intesa a.d. Beograd	USD	20,000	18,270
PE Srbijagas - Banca Intesa a.d. Beograd	USD	30,000	27,405
PE Srbijagas - Banca Intesa a.d. Beograd	USD	20,000	18,270
PE Srbijagas - OTP banka Srbija a.d. Novi Sad	USD	20,000	18,270
PE Srbijagas - UniCredit Bank Srbija a.d. Beograd	USD	30,000	27,405
PE Srbijagas - UniCredit Bank Srbija a.d. Beograd	USD	40,000	36,540
PE Srbijagas - AIK banka a.d. Nis	USD	20,000	18,270
Air Serbia a.d. Beograd - UniCredit Bank Srbija a.d. Beograd	EUR	20,000	10,769
Air Serbia a.d. Beograd - Societe Generale Banka Srbija a.d. Beograd	EUR	20,000	10,769
Air Serbia a.d. Beograd - UniCredit Bank Srbija a.d. Beograd	EUR	4,750	2,558
Air Serbia a.d. Beograd - Societe Generale Banka Srbija a.d. Beograd	EUR	4,750	2,558
Air Serbia a.d. Beograd - UniCredit Bank Srbija a.d. Beograd	EUR	1,000	538
Air Serbia a.d. Beograd - Societe Generale Banka Srbija a.d. Beograd	EUR	1,000	538
Air Serbia a.d. Beograd - Komercijalna banka a.d. Beograd	EUR	10,000	00
Air Serbia a.d. Beograd - Banca Intesa a.d. Beograd	EUR	10,000	9,815
JAT Tehnika LLC - UniCredit Bank Srbija a.d. Beograd	EUR	5,000	4,750
Galenika JSC Belgrade - Societe Generale Banka Srbija a.d. Beograd	EUR	10,000	7,500
Galenika JSC Belgrade - UniCredit Bank Srbija a.d. Beograd	EUR	30,000	22,500
Galenika JSC Belgrade - AIK banka a.d. Nis	EUR	20,000	15,000
Galenika JSC Belgrade - Komercijalna banka a.d. Beograd	EUR	10,000	9,000
Galenika JSC Belgrade - Komercijalna banka a.d. Beograd	EUR	2,500	2,250
Galenika JSC Belgrade - AIK banka a.d. Nis	EUR	2,500	2,250
Building Directorate of Serbia - Societe Generale Banka Srbija a.d. Beograd - "Stepa Stepanovic", Facility 3A	EUR	5,730	00
Building Directorate of Serbia - Societe Generale Banka Srbija a.d. Beograd - "Stepa Stepanovic", Facility 3G	EUR	4,610	00
Building Directorate of Serbia - Hypo Alpe-Adria-Bank a.d. Beograd - "Stepa Stepanovic", Facility 3B	EUR	4,635	00
Building Directorate of Serbia - Hypo Alpe-Adria-Bank a.d. Beograd - "Stepa Stepanovic", Facility 3V	EUR	4,950	00
Municipality Kosovska Mitrovica - Hypo Alpe-Adria-Bank a.d. Beograd	EUR	4,511	3,007
Municipality Zvecan - Hypo Alpe-Adria-Bank a.d. Beograd	EUR	2,255	1,504
Municipality Zubin Potok - Hypo Alpe-Adria-Bank a.d. Beograd	EUR	2,255	1,504
Development Fund of the Republic of Serbia - Guarantee for Železara Smederevo doo, Komercijalna banka a.d. Beograd	EUR	25,000	15,625
Development Fund of the Republic of Serbia - Guarantee for Železara Smederevo doo, Banca Intesa a.d. Beograd	EUR	10,000	7,500
Development Fund of the Republic of Serbia - Guarantee for Železara Smederevo doo, Komercijalna banka a.d. Beograd	EUR	6,000	4,500
Serbian Credit Export and Insurance Agency - Guarantee for Petrohemija JSC- AIK banka a.d. Nis	EUR	11,000	1,629
Serbian Credit Export and Insurance Agency - Guarantee for Železara Smederevo doo, Banka Poštanska štedionica a.d. B	EUR	10,000	7,500
Serbian Credit Export and Insurance Agency - Guarantee for Železara Smederevo doo, Banka Poštanska štedionica a.d. B	EUR	10,000	8,750
Serbian Credit Export and Insurance Agency - PE Jugoimport SDPR - Export Project's Guarantee	USD	3,101	2,833
Serbian Credit Export and Insurance Agency - PE Jugoimport SDPR - Export Project's Guarantee	USD	4,651	4,249
<b>TOTAL INTERNAL DEBT (indirect liabilities)</b>			<b>685,431</b>

**TOTAL INTERNAL DEBT (direct and indirect liabilities)**

**9,150,795**

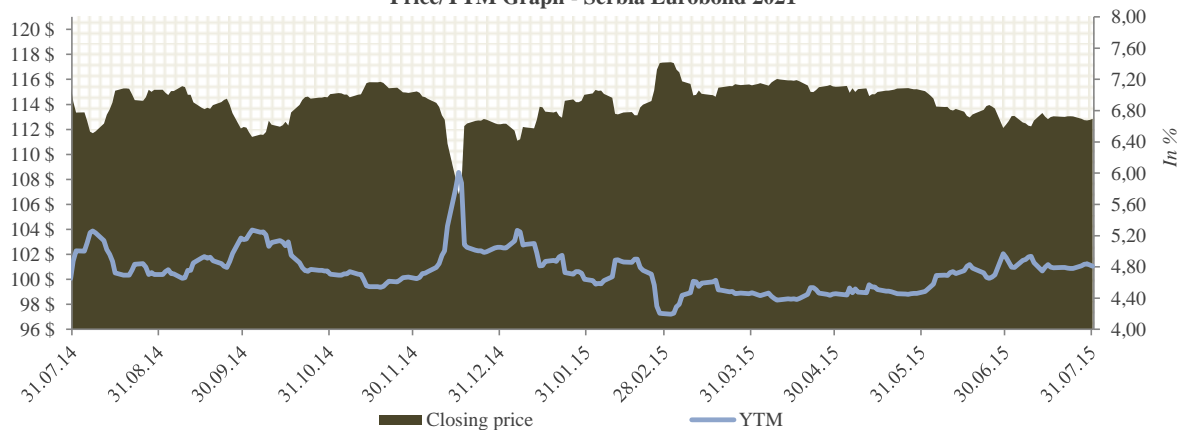


EXTERNAL PUBLIC DEBT - EUROBONDS AND OTHER GOVERNMENT SECURITIES

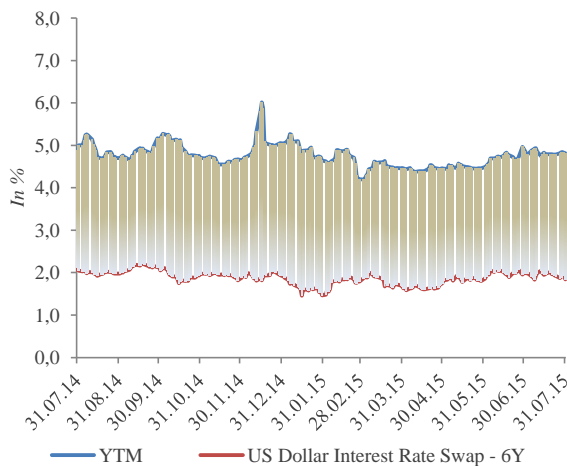
Republic of Serbia Eurobond 2021 - Tap issuance	
Issuer: Ministry of Finance of the Republic of Serbia	
Ratings: BB- (S&P); BB- (Fitch)	
Maturity: September 28, 2021	
Coupon: 7.25% semi-annual	
*Size: USD 2.0 bn	
**Re-offer yield: 6.625%	
Re-offer price: 104.179	
Spread to UST: 497.0 bps	
Announcement date: September 28, 2012	
Listing: London Stock Exchange	
*Primary auction USD 1.0bn 21.9.2011.; Tap Issuance 27.9.2012. USD 1.0bn.	
**Tap Issuance re-offer yield.	

Republic of Serbia Eurobond 2021-Price/Yield dynamics				
Date	Closing price	YTM	Monthly price change%	Monthly yield change%
31/07/15	112.842	4.811	0.4%	-2.2%
30/06/15	112.382	4.919	-2.5%	10.3%
31/05/15	115.216	4.460	-0.2%	0.1%
30/04/15	115.409	4.455	-0.1%	-0.3%
31/03/15	115.527	4.467	-1.5%	6.3%
28/02/15	117.344	4.201	2.2%	-9.5%
31/01/15	114.768	4.643	2.1%	-8.0%
31/12/14	112.414	5.049	-2.2%	8.1%
30/11/14	114.919	4.670	0.1%	-0.8%
31/10/14	114.820	4.708	2.3%	-8.6%
30/09/14	112.194	5.149	-2.6%	9.5%
31/08/14	115.165	4.702	0.8%	-3.5%

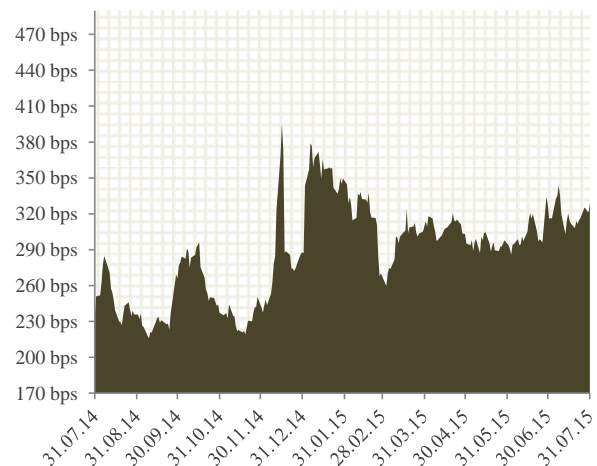
Price/YTM Graph - Serbia Eurobond 2021



Spread to US Dollar Swap Interest Rate



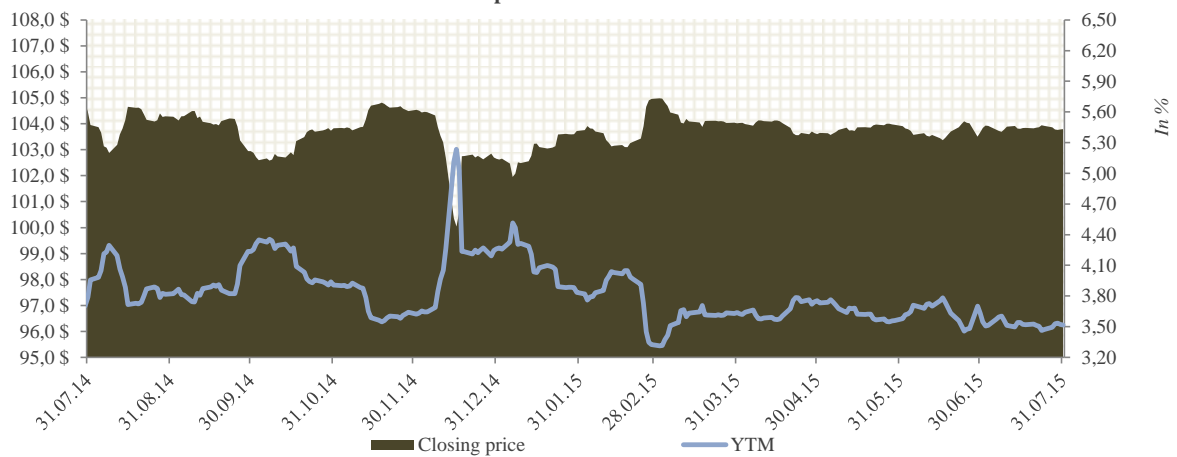
Spread to UST



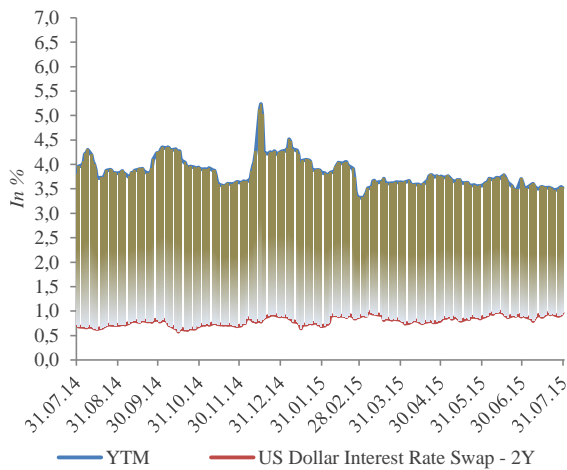
Republic of Serbia Eurobond 2017	
Issuer:	Ministry of Finance of the Republic of Serbia
Ratings:	BB- (S&P); BB- (Fitch)
Maturity:	November 21, 2017
Coupon:	5.25% semi-annual
Size:	USD 750.0 mln
Re-offer yield:	5.45%
Re-offer price:	99.135
Spread to UST:	482.5 bps
Announcement date:	November 14, 2012
Listing:	London Stock Exchange

Republic of Serbia Eurobond 2017-Price/Yield dynamics				
Date	Closing price	YTM	Monthly price change%	Monthly yield change%
31/07/15	103.792	3.515	0.1%	-3.2%
30/06/15	103.664	3.631	-0.3%	2.0%
31/05/15	103.959	3.561	0.3%	-5.1%
30/04/15	103.602	3.753	-0.4%	3.2%
31/03/15	104.016	3.637	-0.9%	9.4%
28/02/15	104.957	3.325	1.2%	-13.3%
31/01/15	103.720	3.834	1.0%	-10.0%
31/12/14	102.648	4.261	-1.8%	17.0%
30/11/14	104.487	3.642	0.6%	-6.8%
31/10/14	103.824	3.906	0.9%	-7.8%
30/09/14	102.944	4.235	-1.3%	10.9%
31/08/14	104.286	3.818	-0.2%	0.7%

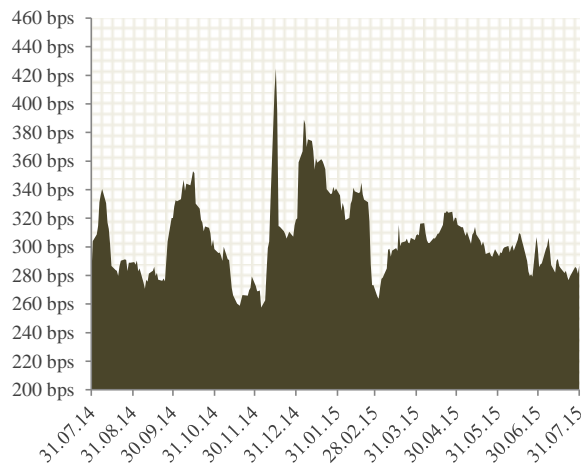
Price/YTM Graph - Serbia Eurobond 2017



Spread to US Dollar Swap Interest Rate



Spread to UST



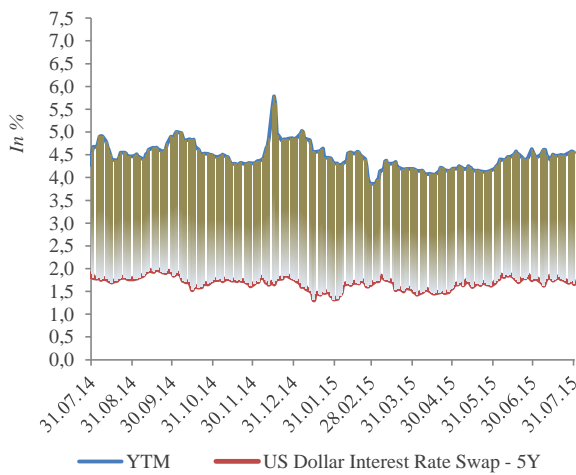
Republic of Serbia Eurobond 2020	
Issuer:	Ministry of Finance of the Republic of Serbia
Ratings:	BB- (S&P); BB- (Fitch)
Maturity:	February 25, 2020
Coupon:	4.875% semi-annual
Size:	USD 1.5 bn
Re-offer yield:	5.15%
Re-offer price:	98.401
Spread to UST:	378.4 bps
Announcement date:	February 14, 2013
Listing:	London Stock Exchange

Republic of Serbia Eurobond 2020-Price/Yield dynamics				
Date	Closing price	YTM	Monthly price change%	Monthly yield change%
31/07/15	101.341	4.545	0.0%	-0.3%
30/06/15	101.302	4.560	-1.7%	9.8%
31/05/15	103.066	4.153	0.1%	-1.0%
30/04/15	102.924	4.196	-0.1%	0.1%
31/03/15	102.990	4.192	-1.5%	8.4%
28/02/15	104.522	3.867	1.9%	-10.3%
31/01/15	102.536	4.311	2.3%	-10.8%
31/12/14	100.189	4.832	-2.3%	11.9%
30/11/14	102.577	4.318	0.7%	-3.3%
31/10/14	101.905	4.467	2.0%	-8.6%
30/09/14	99.941	4.887	-2.0%	9.5%
31/08/14	101.992	4.461	0.4%	-1.7%

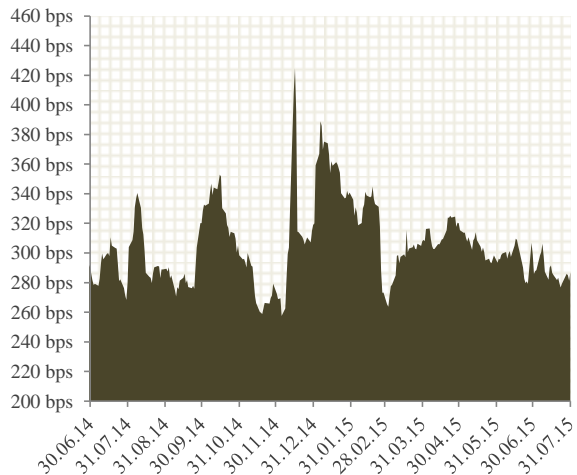
Price/YTM Graph - Serbia Eurobond 2020



Spread to US Dollar Swap Interest Rate



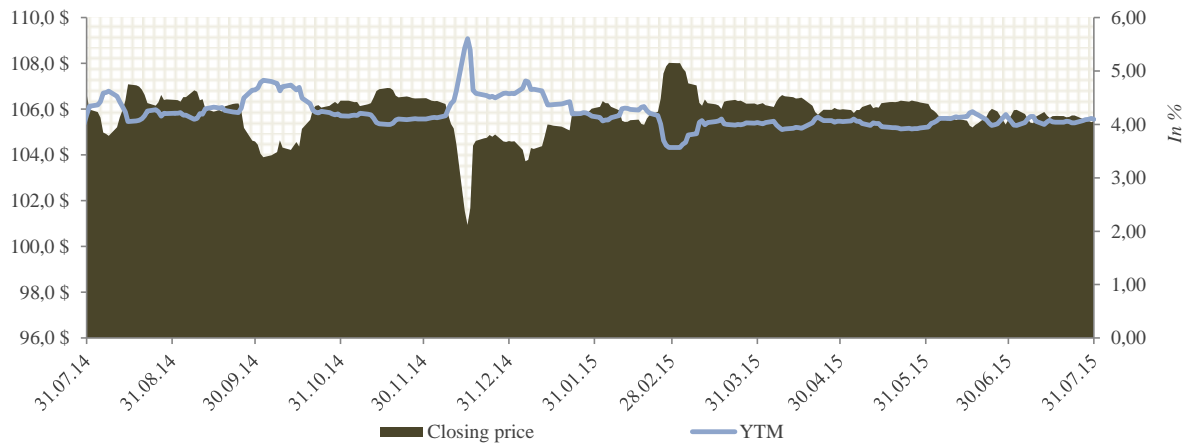
Spread to UST



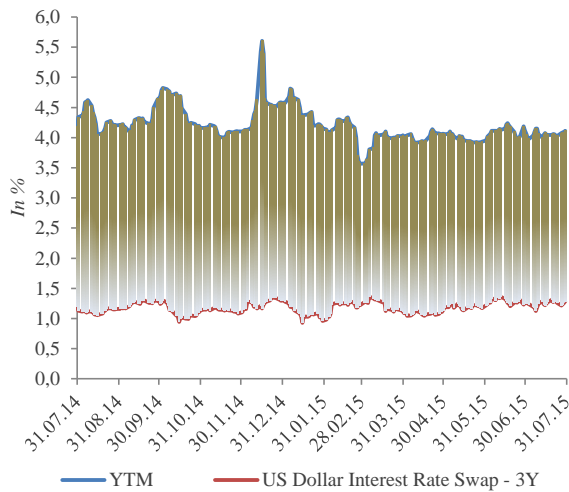
Republic of Serbia Eurobond 2018	
Issuer:	Ministry of Finance of the Republic of Serbia
Ratings:	BB- (S&P); BB- (Fitch); B1 (Moody's)
Maturity:	December 3, 2018
Coupon:	5.875% semi-annual
Size:	USD 1.0 bn
Re-offer yield:	6.125%
Re-offer price:	98.937
Spread to UST:	476.5 bps
Announcement date:	November 21, 2013
Listing:	London Stock Exchange

Republic of Serbia Eurobond 2018-Price/Yield dynamics				
Date	Closing price	YTM	Monthly price change%	Monthly yield change%
31/07/15	105.480	4.096	-0.1%	-0.6%
30/06/15	105.541	4.120	-0.7%	4.7%
31/05/15	106.295	3.934	0.3%	-3.2%
30/04/15	105.979	4.063	-0.2%	0.6%
31/03/15	106.196	4.039	-1.7%	13.2%
28/02/15	108.026	3.568	1.9%	-14.2%
31/01/15	106.023	4.157	1.4%	-9.1%
31/12/14	104.608	4.574	-1.8%	11.4%
30/11/14	106.474	4.105	0.1%	-1.3%

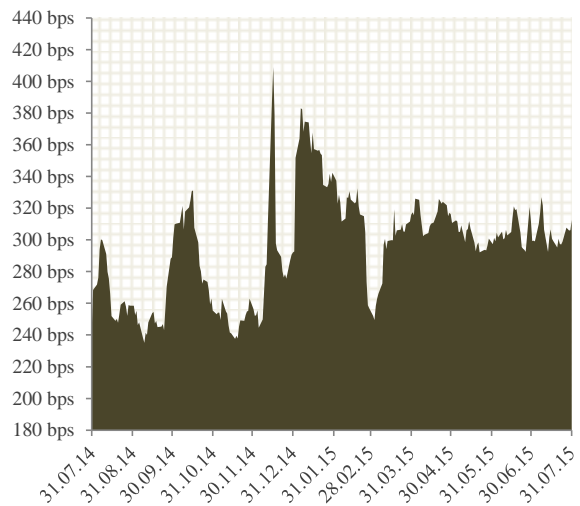
Price/YTM Graph - Serbia Eurobond 2018



Spread to US Dollar Swap Interest Rate

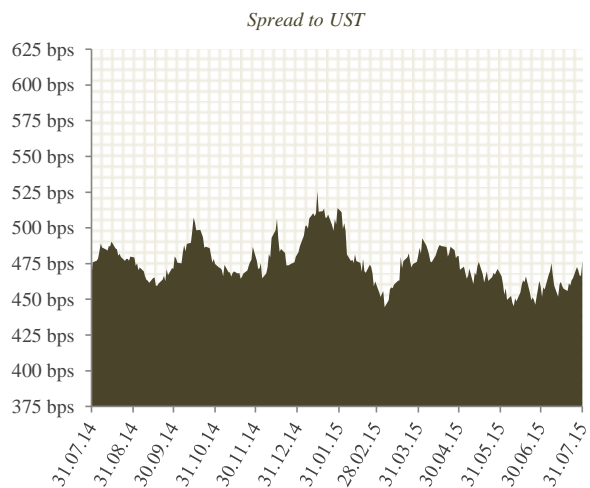
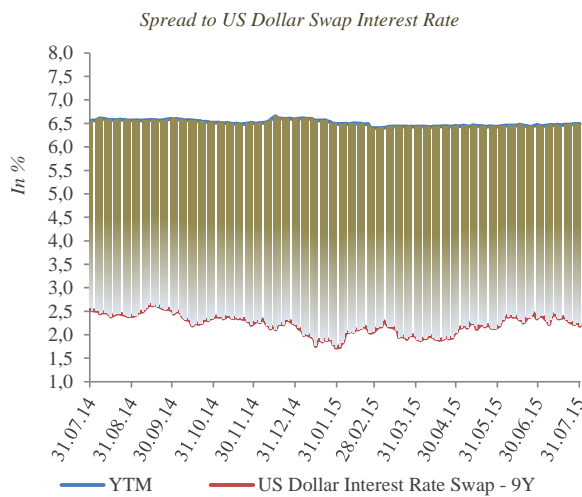
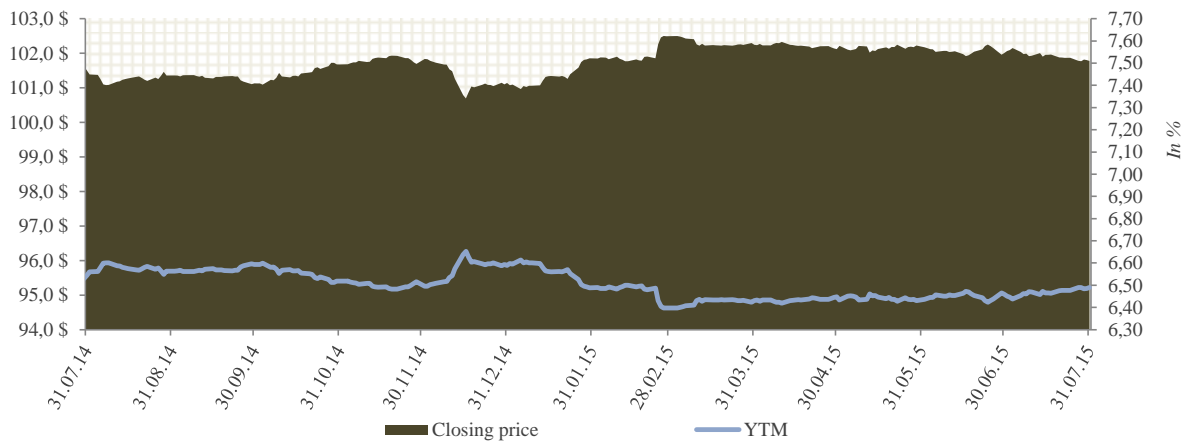


Spread to UST



Amortizing bond - London Club 2024				
Auction date	Maturity date	Par Value	Market Value	Coupon%
01/10/2004	01/11/2024	1,080,000,000	972,000,190	6.75%
Srednja cena i prinos do dospeća				
Date	Closing price	YTM	Monthly price change%	Monthly yield change%
31/07/2015	101.778	6.489	-0.2%	0.5%
30/06/2015	102.007	6.459	-0.2%	0.5%
31/05/2015	102.224	6.430	0.1%	-0.3%
30/04/2015	102.120	6.448	-0.1%	0.3%
31/03/2015	102.246	6.431	-0.2%	0.5%
28/02/2015	102.493	6.398	0.6%	-1.4%
31/01/2015	101.854	6.488	0.7%	-1.5%
31/12/2014	101.140	6.589	-0.5%	1.1%
30/11/2014	101.692	6.515	0.0%	-0.1%
31/10/2014	101.676	6.519	0.5%	-1.1%
30/09/2014	101.129	6.594	-0.2%	0.5%
31/08/2014	101.356	6.563	-0.1%	0.3%

Price/YTM Graph Amortizing Bond - Serbia London Club 2024



EXTERNAL DEBT ANALYSIS

EXTERNAL DEBT DIRECT LIABILITIES (In 000)			
Debt Description	Currency	Contracted Amount	Debt Stock in EUR
<b>TOTAL INTERNATIONAL BANK FOR RECONSTRUCTION AND DEVELOPMENT</b>			<b>1,705,857</b>
IBRD A	EUR	477,430	309,709
IBRD B	EUR	907,264	588,542
IBRD - Additional Financing for the Serbia Energy Efficiency Project	EUR	13,300	10,069
IBRD - Delivery of Improved Local Services Project	EUR	32,000	25,584
IBRD - Bor Regional Development Project	EUR	11,230	5,464
IBRD - Irrigation & Drainage Rehabilitation Project	EUR	33,923	26,252
IBRD - Transitional Agriculture Reform Project	EUR	7,977	6,016
IBRD - Second Programmatic Private Financial Sector Development PFDPL	EUR	34,900	34,900
IBRD - Corridor X Highway Project	EUR	275,200	156,590
IBRD - Second Programmatic Private Financial Development Policy Loan	EUR	70,800	70,800
IBRD - Public Expenditure Development Policy Loan	EUR	70,100	70,100
IBRD - Health Project I	EUR	10,155	9,308
IBRD - Additional Financing for the Transport Rehabilitation Project	EUR	35,756	27,232
IBRD - Second Public Expenditure Development Policy Loan	EUR	73,529	73,529
IBRD - South East Europe and Caucasus Catastrophe Risk Insurance Facility Project	USD	5,000	4,567
IBRD - Deposit Insurance Strengthening Project	EUR	145,300	109,543
IBRD - Serbia Road Rehabilitation and Safety Project	EUR	73,800	18,685
IBRD - Floods Emergency Recovery Project	EUR	227,480	156,673
IBRD - Second Serbia Health Project	EUR	29,100	2,073
IBRD - First Programmatic State Owned Enterprises Reform DPL	EUR	88,300	221
<b>TOTAL INTERNATIONAL DEVELOPMENT ASSOCIATION</b>			<b>484,235</b>
IDA - Structural Adjustment Credit SAC	SDR	55,500	45,950
IDA - Structural Adjustment Credit 2 SAC 2	SDR	30,100	36,423
IDA - Private and Financial Sector Structural Adjustment Credit	SDR	68,100	60,720
IDA - Second Loan for Private and Banking Sector Development	SDR	58,700	59,815
IDA - Social Organization Structural Adjustment Credit	SDR	60,400	61,547
IDA - Credit for Education System Development	SDR	7,306	6,514
IDA - Facilitate of Trade and Traffic in South-East Europe	SDR	4,345	3,874
IDA - Project for Facilitate of Export Financing	SDR	8,345	7,441
IDA - Technical Assistance in the Process of Privatization and Restructuring of Banking Sector and Companies	SDR	7,711	7,366
IDA - Employment Promotion Project	SDR	1,780	1,814
IDA - Health Investment Project	SDR	14,693	14,972
IDA - Catastar Registration	SDR	19,274	22,096
IDA - Serbian Energy Efficiency Project	SDR	14,095	16,158
IDA - Pension Administration Reform and Consolidation of Pension Revenues	SDR	16,265	20,717
IDA - Revitalization of Water Irrigation System	SDR	16,600	20,400
IDA - First loan for Program Development of Policies in Private and Financial Sector	SDR	38,000	48,402
IDA - Traffic Infrastructure Reconstruction Project	SDR	36,665	42,032
IDA - Additional Financing for the Serbia Energy Efficiency Project	SDR	6,600	7,994
IDA - Bor Regional Development Project	SDR	6,600	00
<b>TOTAL EUROPEAN INVESTMENT BANK</b>			<b>740,740</b>
EIB - Hospital Renewal Project	EUR	50,000	35,583
EIB - Schools Rehabilitation Project	EUR	25,000	21,053
EIB - Apex Global 1	EUR	20,000	192
EIB - Apex Global 2	EUR	45,000	19,200
EIB - Apex Loan for SME 3	EUR	250,000	126,536
EIB - Municipal and Regional Infrastructure Loan	EUR	50,000	49,552
EIB - Public Sector Research and Development	EUR	200,000	89,250
EIB - Schools Modernization Programme	EUR	50,000	20,969
EIB - Clinical Centres/A	EUR	80,000	18,134
EIB - Apex Loan for SME 4	EUR	250,000	198,645
EIB - Corridor X (E-80) Motorway Phase I	EUR	265,000	107,198
EIB - Corridor X (E-75) Motorway	EUR	314,000	50,427
EIB - Upgrading of judiciary buildings A	EUR	15,000	4,000
<b>TOTAL EUROPEAN BANK FOR RECONSTRUCTION AND DEVELOPMENT</b>			<b>41,769</b>
EBRD - Corridor X	EUR	150,000	40,769
EBRD-Road Rehabilitation and Safety Project	EUR	100,000	1,000

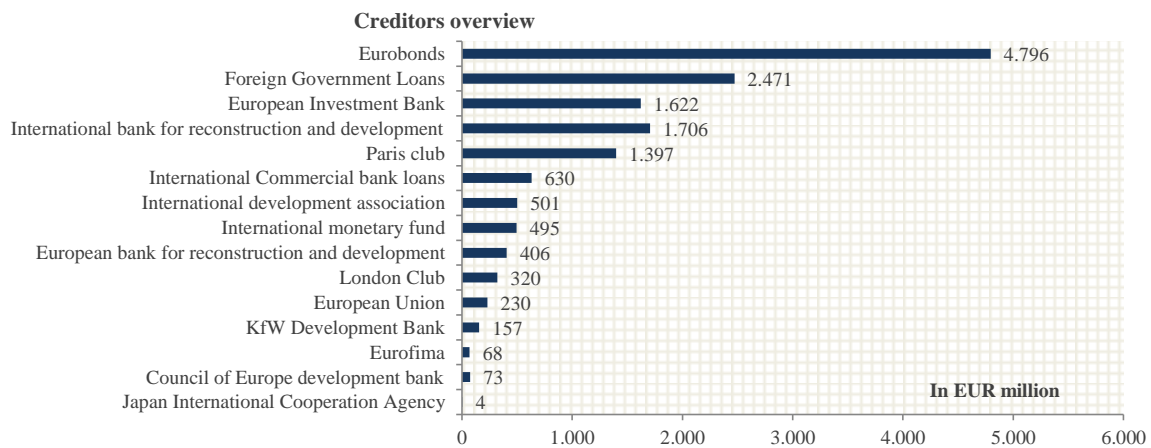
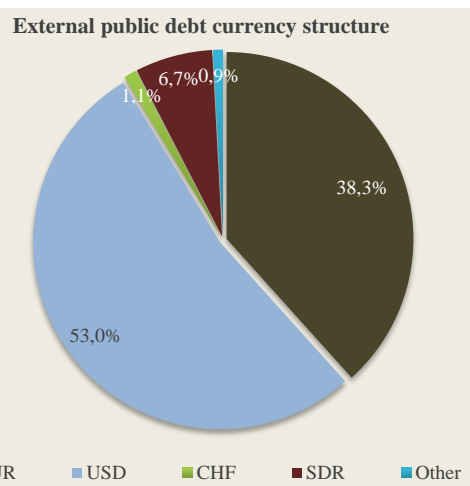
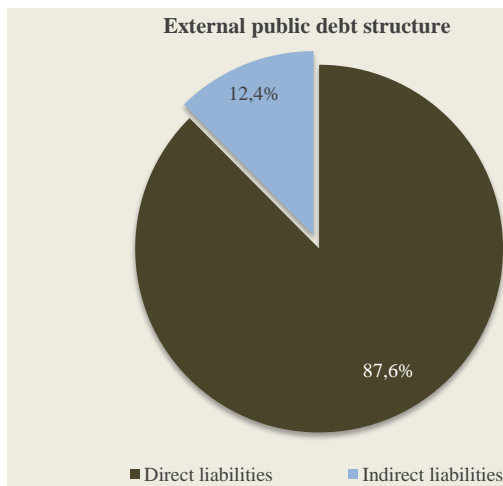
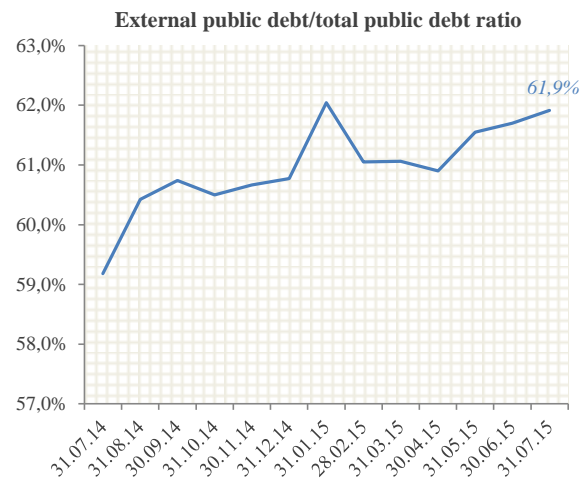
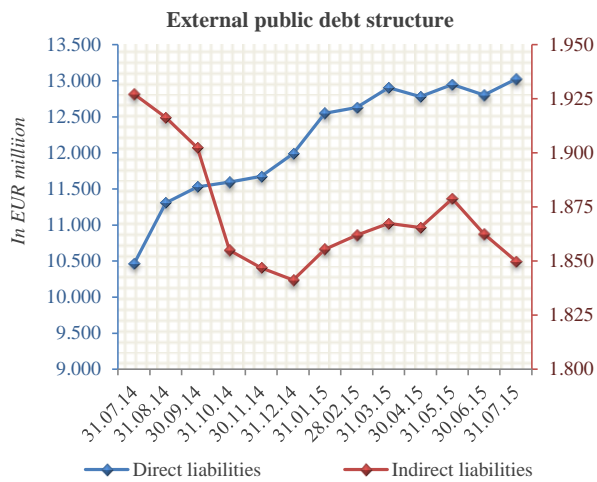
<b>TOTAL COUNCIL OF EUROPE DEVELOPMENT BANK</b>			73,030
CEB - Lanslides II (Restructuring and Reconstruction of Housing Infrastructure)	EUR	20,000	7,900
CEB - Refugees (Provision of Durable Housing Units)	EUR	10,000	2,000
CEB - Lanslides I (Restructuring and Reconstruction of Housing Infrastructure)	EUR	10,000	8,152
CEB - Rehabilitation and Prevention of After Floods Effects in Vojvodina	EUR	9,600	5,760
CEB - Accommodation for Young Researchers in Serbia	EUR	35,000	32,018
CEB - Education for Social Inclusion	EUR	28,500	9,320
CEB - Accommodation for Young Researchers in Serbia 2	EUR	70,000	7,880
<b>TOTAL FOREIGN GOVERNMENT LOANS</b>			2,420,661
Republic of Italy - Private Sector Development	EUR	33,250	20,781
Republic of Italy - Development of Small and Medium Enterprises	EUR	30,000	15,000
Export - Import Bank of China - Rescheduled obligation	USD	101,212	46,228
Export - Import Bank of China - Scanner Purchase	CNY	204,900	26,375
Export - Import Bank of China - Zemun-Borca Bridge and the Accompanying Roads Project	USD	217,400	184,147
Export - Import Bank of China - Highway E763 (Obrenovac-Ljig)	USD	301,000	51,335
Other foreign government loans - Rescheduled obligation	USD	375,715	326,052
Republic of France - Natixis	EUR	11,185	10,975
Libya - Unregulated debt	USD	51,453	40,799
Export - Import Bank of China - Power Plant Project Kostolac B	USD	293,000	169,873
Government of the Republic of Azerbaijan - Construction of the Sections of E-763 Highway in the Republic of Sert	EUR	300,000	181,825
Government of the Russian Federation	USD	200,000	118,754
Government of the Russian Federation	USD	500,000	256,920
Government of the Russian Federation - State Export Credit to the Government of the Republic of Serbia	USD	800,000	58,104
Government of Emirate of Abu Dhabi (United Arab Emirates)	USD	1,000,000	913,493
<b>TOTAL EURO BONDS</b>			4,795,836
Eurobond 2021	USD	2,000,000	1,826,985
Eurobond 2017	USD	750,000	685,119
Eurobond 2020	USD	1,500,000	1,370,239
Eurobond 2018	USD	1,000,000	913,493
<b>TOTAL KfW DEVELOPMENT BANK</b>			113,880
KfW - Rehabilitation of the District Heating Systems in Serbia - Phase III	EUR	12,000	4,827
KfW - Rehabilitation of the District Heating Systems in Serbia - Phase IV	EUR	45,000	15,177
KfW - Water and Sewerage Programme in Medium-Sized Municipalities in Serbia 1-Phase II	EUR	25,000	9,040
KfW - Water and Sewerage Programme in Medium-Sized Municipalities in Serbia 2-Phase II	EUR	17,500	2,522
KfW - Financing of energy efficiency measures, agriculture and food industry	EUR	100,000	81,819
KfW - Water Supply and Wastewater Treatment in Medium-Sized Municipalities in Serbia 3	EUR	46,000	496
<b>TOTAL PARIS AND LONDON CLUB OF CREDITORS</b>			1,717,350
Paris Club	USD	2,619,698	1,396,906
London Club	USD	1,080,000	320,444
<b>TOTAL EUROPEAN UNION</b>			140,500
EU 55 - Macroeconomic assistance	EUR	49,500	40,500
EU 200 - Macroeconomic assistance	EUR	200,000	100,000
<b>TOTAL INTERNATIONAL MONETARY FUND</b>			494,686
IMF - Funds allocation	SDR	388,371	494,686
<b>TOTAL INTERNATIONAL COMMERCIAL BANK LOANS</b>			297,600
Erste GCIB Finance I B.V. Amsterdam	EUR	40,000	00
VTB Capital plc	EUR	100,000	00
Erste GCIB Finance I B.V. Amsterdam	EUR	30,000	3,750
NKB Maribor	EUR	10,000	1,250
Societe Generale Bank Paris - Financing of budget deficits and refinancing of Serbia abroad	EUR	292,600	292,600
<b>TOTAL EXTERNAL DEBT (direct liabilities)</b>			13,026,144

EXTERNAL DEBT INDIRECT LIABILITIES (In 000)			
Debt Description	Currency	Contracted Amount	Debt Stock in EUR
<b>TOTAL EUROPEAN BANK FOR RECONSTRUCTION AND DEVELOPMENT</b>			364,249
PE EPS - Urgent Reconstruction of Electric Energy Sector	EUR	39,599	5,011
PE EPS - Urgent Reconstruction of Electric Energy Sector II	EUR	59,864	21,217
PE EPS - EPS Metering Project	EUR	40,000	1,577
PE EPS - Small Hydropower Plants Project	EUR	32,700	434
PE EPS - EPS Kolubara Mining Project	EUR	80,000	36,905
PE EMS - Urgent Reconstruction of Electric Energy Sector	EUR	34,094	3,797
JSC Railways Serbia - Reconstruction of Corridor X	EUR	56,988	7,771
JSC Railways Serbia - Serbian Railways - Rolling Stock	EUR	59,834	33,375
JSC Railways Serbia - Rolling stock - Electric Multiple Units	EUR	100,000	72,044
JSC Railways Serbia - Railways Serbia: Korridor X	EUR	100,000	24,453
JSC Railways Serbia - JSC Serbian Railways: Track Rehabilitation	EUR	95,000	910
PE Road Serbia - Roads Recovery Project	EUR	76,000	13,818
PE Road Serbia - Belgrade - Novi Sad Motorway	EUR	71,984	32,635
PE Road Serbia - Belgrade Highway and Bypass	EUR	80,000	50,213
PE Srbijagas - Refinancing of Short-term Debt, Construction of Gas Storage Facility and Maintenance of Gas Trans	EUR	150,000	36,842
PE Emisiona tehnika i veze - Digital Switchover Project	EUR	24,000	8,115
Serbia and Montenegro Air Traffic Services Agency LLC	EUR	29,880	9,232
City of Nis - Municipal Infrastructure Reconstruction Programme of the City of Nis	EUR	5,548	300
City of Kragujevac - Municipal Infrastructure Reconstruction Programme of the City of Kragujevac	EUR	3,939	214
City of Subotica - Municipal Infrastructure Reconstruction Programme of the Municipality of Subotica	EUR	9,000	3,664
City of Subotica - Subotica Water Upgrade Project	EUR	11,000	1,722
<b>TOTAL EUROPEAN INVESTMENT BANK</b>			881,317
PE EPS - Power System Control Project	EUR	22,000	16,160
PE EMS - Reconstruction of Electric Energy System	EUR	25,272	20,095
PE EMS - EMS Electricity Network Upgrading	EUR	24,500	22,356
JSC Serbian Railways - Railways Rehabilitation Project	EUR	70,000	37,010
JSC Serbian Railways - Railways Rehabilitation II Project	EUR	80,000	64,567
PE Roads Serbia - Road Rehabilitation Project	EUR	95,000	64,747
PE Roads Serbia - Urgent Transport Rehabilitation Project	EUR	37,000	17,472
PE Roads Serbia - European Roads Project B	EUR	120,000	115,810
PE Roads Serbia - Gazela Bridge Rehabilitation	EUR	33,000	33,000
PE Roads Serbia - Roads and Bridges Rehabilitation B2	EUR	33,000	32,767
PE Roads Serbia - Belgrade By-Pass	EUR	60,000	34,000
PE Roads Serbia - Belgrade By-Pass/ B	EUR	40,000	21,000
Serbia and Montenegro Air Traffic Services Agency LLC	EUR	31,280	20,954
Airport "Nikola Tesla" - Urgent Transport Rehabilitation Project	EUR	13,000	7,745
FIAT Cars Serbia LLC - FIAT small cars Serbia C	EUR	150,000	105,417
FIAT Cars Serbia LLC - FIAT small cars Serbia D	EUR	50,000	37,500
City of Belgrade - Belgrade Urban Renewal Project	EUR	90,000	76,419
City of Belgrade - Belgrade City Sava Bridge A	EUR	70,000	70,000
City of Belgrade - Belgrade City Sava Bridge B	EUR	90,000	73,075
City of Novi Sad - Municipal Water Project	EUR	15,000	11,225
<b>TOTAL KfW DEVELOPMENT BANK</b>			42,866
PE EPS - Financing of mining equipment (Tamanava West Mine)	EUR	16,000	00
PE EPS - Rehabilitation of the Hydroelectric Power Plant Bajina Basta	EUR	30,000	15,000
PE EPS - Environmental Measures in Lignite Fired Power Plants	EUR	36,000	19,029
PE EPS - Rehabilitation of Hydropower Plant Zvornik	EUR	70,000	6,845
PE EPS - Energy Efficiency by Ecological Coal Quality Management	EUR	65,000	1,992
<b>TOTAL EUROPEAN UNION</b>			89,519
PE EPS - Reprogrammed EIB credit	EUR	2,483	993
JSC Serbian Railways - Reprogrammed EIB credit	EUR	35,769	14,307
PE Road Serbia - Reprogrammed EIB credit	EUR	185,545	74,218

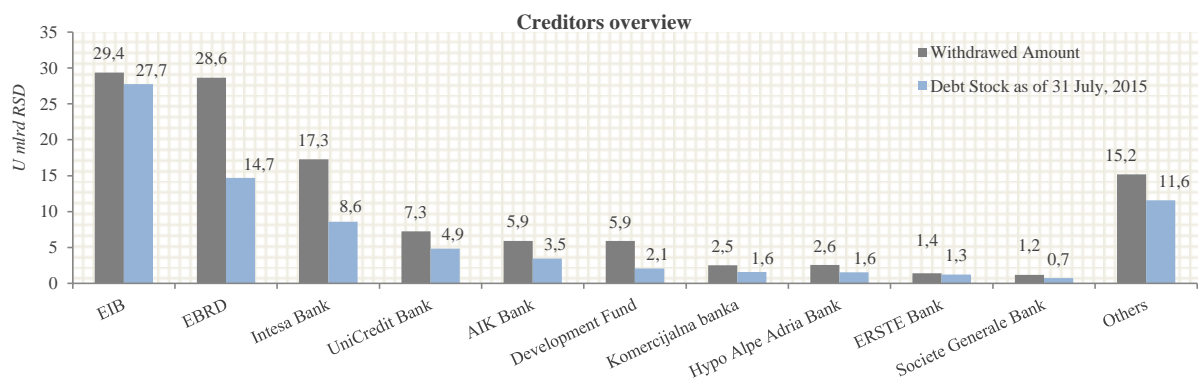
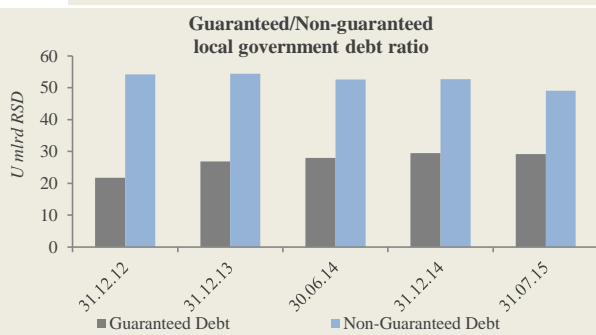
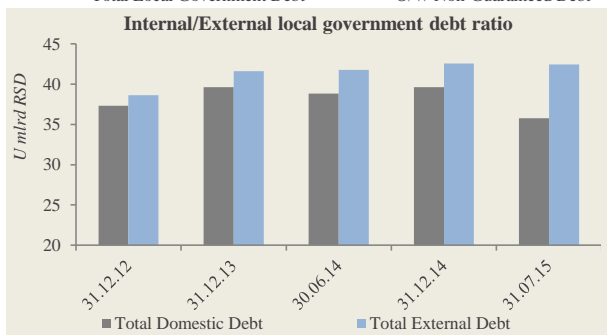
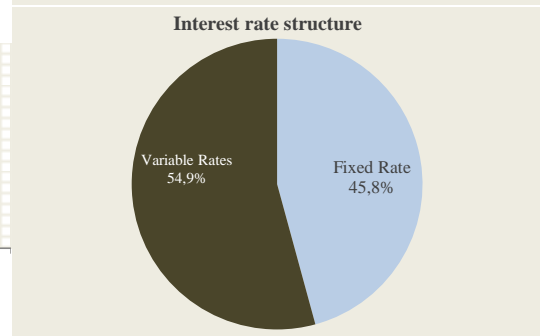
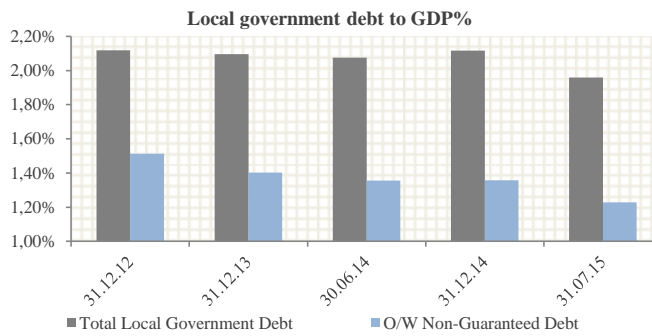
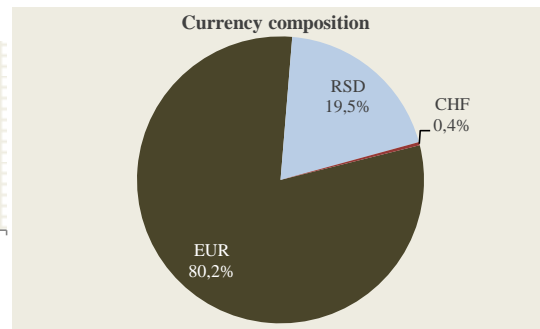
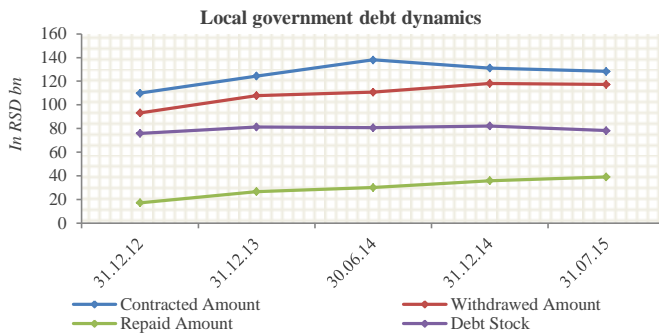
<b>TOTAL EUROPEAN COMPANY FOR THE FINANCING OF RAILROAD ROLLING STOCK - EUROFIMA</b>				<b>68,002</b>
JSC Serbian Railways - Eurofima 2771	CHF	43,000		40,612
JSC Serbian Railways - Eurofima 2636	CHF	20,000		18,889
JSC Serbian Railways - Eurofima 2632	CHF	20,000		00
JSC Serbian Railways - Eurofima 2666	CHF	9,000		8,500
<b>TOTAL INTERNATIONAL DEVELOPMENT ASSOCIATION</b>				<b>16,909</b>
PE EPS - YF SE Europe Energy Community Programm	SDR	11,799		15,029
PE EMS - YF SE Europe Energy Community Programm	SDR	1,476		1,881
<b>TOTAL JAPAN INTERNATIONAL COOPERATION AGENCY - JICA</b>				<b>3,764</b>
PE EPS - Flue Gas Desulphurization Construction Project	JPY	28,252,000		3,764
<b>TOTAL FOREIGN GOVERNMENT LOANS</b>				<b>50,542</b>
PE EPS - EPS Rehabilitation - Government of Poland	USD	49,997		17,862
PE Jugoimport SDPR - Government of National Democratic Republic of Algeria	EUR	42,113		32,680
<b>TOTAL INTERNATIONAL COMMERCIAL BANK LOANS</b>				<b>332,778</b>
JSC Serbian Railways - Belgrade Center Railway Station Project - Phase 1	KWD	10,000		11,428
PE Srbijagas - Liabilities to the Deutsche Bank AG - London Branch	EUR	50,000		29,412
PE Srbijagas - Liabilities to the Amsterdam Trade Bank N.V.	EUR	20,000		11,765
PE Srbijagas - Liabilities to the Deutsche Bank AG - London Branch	EUR	30,000		19,412
PE Srbijagas - Liabilities to the Deutsche Bank AG - London Branch-South Stream Project	EUR	30,000		18,750
PE Srbijagas - Liabilities to the Credit Suisse Bank	EUR	100,000		68,750
PE Srbijagas - Liabilities to the NBG Bank Malta LTD	USD	20,000		18,270
RTB Bor LLC - Liabilities to the Export Development Canada - Financing the purchase of goods and services	USD	101,250		92,491
RTB Bor LLC - Liabilities to the Export Development Canada - Financing the purchase of goods and services	EUR	55,000		55,000
Galenika JSC Belgrade - Liabilities to the Erste GCIB Finance I. B.V. Amsterdam	EUR	10,000		7,500
<b>TOTAL EXTERNAL DEBT (indirect liabilities)</b>				<b>1,849,946</b>

**TOTAL EXTERNAL DEBT (direct and indirect liabilities)**

**14,876,090**



LOCAL GOVERNMENT DEBT ANALYSIS AS OF JULY 31, 2015



## CONTACT

Republic of Serbia-Public Debt Administration, Pop Lukina 7 - 9 Street, Belgrade

Tel: +381 11 3202 461; mail: [front.office@javnidug.gov.rs](mailto:front.office@javnidug.gov.rs);

[www.javnidug.gov.rs](http://www.javnidug.gov.rs); [www.publicdebt.gov.rs](http://www.publicdebt.gov.rs); Bloomberg page <RSMF> <GO>

## IMPORTANT LINKS

- \* National Bank of Serbia [www.nbs.rs](http://www.nbs.rs);
- \* Republic of Serbia Ministry of Finance [www.mfin.gov.rs](http://www.mfin.gov.rs);
- \* National Assembly of the Republic of Serbia [www.parlament.gov.rs](http://www.parlament.gov.rs);
- \* Government of the Republic of Serbia [www.srbija.gov.rs](http://www.srbija.gov.rs);
- \* Statistical Office of the Republic of Serbia [www.stat.gov.rs](http://www.stat.gov.rs);
- \* Belgrade Stock Exchange [www.belex.rs](http://www.belex.rs);
- \* Ministry of Finance-Treasury Administration [www.trezor.gov.rs](http://www.trezor.gov.rs);
- \* Fiscal Council of the Republic of Serbia [www.fiskalnisaet.rs](http://www.fiskalnisaet.rs);

