



# MONTHLY REPORT

Analysis of Public Debt  
and General  
Government Debt

July 2020

—

[www.ujd.gov.rs](http://www.ujd.gov.rs)  
Bloomberg Page <RSMF> <GO>  
Belgrade, July 2020  
#100

# INTRODUCTION

The monthly report of the PDA is the report presenting a comprehensive analysis of the status, structure and dynamics of the public debt of the Republic of Serbia, as well as the risk analysis related to the process of public debt management, aimed at raising the level of transparency and accurate and timely awareness of investors, state institutions and other entities interested in the public debt of the Republic of Serbia. The PDA Monthly Report is published aiming at the improvement of the activities of the Republic of Serbia in the field of public debt through its informative contents, in accordance with internationally acknowledged standards and good business practice, as well as enabling stakeholders to grasp public debt, being the field of the public finance, in an easy and accurate manner, i.e. the activities and goals of the PDA.

According to preliminary data, the public debt of the central government in July 2020 when compared to June 2020 decreased by 29.0 billion RSD (247 million EUR) and amounts to 3,125.5 billion RSD (26.6 billion EUR).

The share of central government public debt in GDP (ESA 2010 methodology) at the end of July 2020 was 56.7%.

The percentage of public debt in foreign currency at the end of July was 70.9%, of which in EUR 47.6%, USD 16.4%, SDR 2.4%, CHF 0.4% and other foreign currencies 4.1% ( GBP, JPY, DKK, SEK, NOK, AED, KWD, CNY), while the percentage of public debt in RSD was 29.1%.

In July 2020, the total number of auctions amounted to 4, out of which three were issued in RSD and one auction in EUR. Total receivings in July amount to 12,580,890,000 RSD, at par value, while at the EUR auction all offers were rejected.

The share of non-residents in dinar government securities at the end of July 2020 amounted to 25.86%\*, i.e. 233,3 billion RSD.

The total turnover of government securities in secondary trading, in the first seven months of 2020, amounted to 308.1 billion dinars, of which 263.7 billion is the turnover of dinar securities.

In July 2020, the total receivings from dinar securities amounted to 27.8 billion dinars, while the receivings from euro-denominated securities in July amounted to 1.9 billion dinars. When compared to June, in July there was a decrease in the total receivings from dinar securities in the amount of 3.1 billion dinars and an increase in the total receivings from euro-denominated securities in the amount of 0.3 billion dinars.

Seven-year benchmark bonds maturing in July 2023 and January 2026, accounted for 70.1% of total turnover in July 2020.

The yields of Eurobonds of the Republic of Serbia are declining when compared to March 2020, when a global pandemic was officially declared. On July 31, 2020, prices / yields are:

EUROBOND 2021: 106.596 / 1.444

EUROBOND 2027: 106.630 / 2.066

EUROBOND 2029: 95.847 / 2.015

*\*Including custody and omnibus accounts*

## I. GENERAL GOVERNMENT DEBT AND PUBLIC DEBT STOCK AND STRUCTURE AS OF JULY 31, 2020

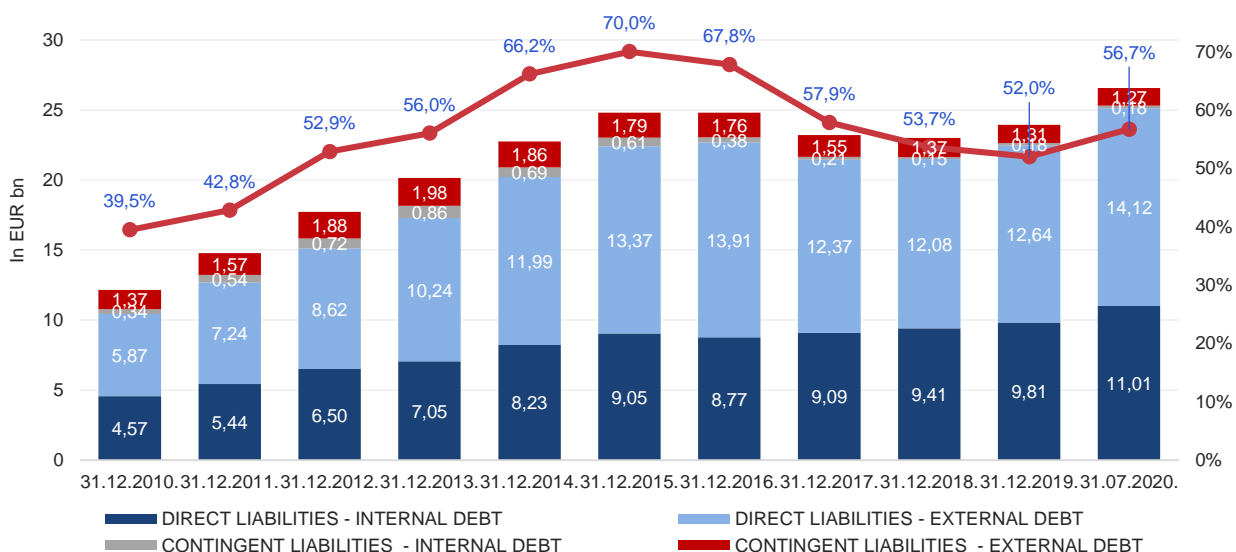
	EUR	USD	RSD	% GDP
<b>Direct Liabilities (A)</b>				
Internal Debt	11.014.906.940	13.101.129.901	1.295.227.486.258	23,5%
External Debt	14.122.605.949	16.797.426.984	1.660.657.461.858	30,2%
<i>Direct Liabilities in Total</i>	25.137.512.889	29.898.556.884	2.955.884.948.116	53,7%
<b>Contingent Liabilities (B)</b>				
Internal Debt	176.103.335	209.457.300	20.707.744.623	0,4%
External Debt	1.266.244.571	1.506.071.245	148.895.926.370	2,7%
<i>Contingent Liabilities in Total</i>	1.442.347.906	1.715.528.545	169.603.670.993	3,1%
<b>Non-Guaranteed Local Government Debt (C)</b>				
Internal Debt	224.772.814	267.344.776	26.430.720.459	0,5%
External Debt	91.473.127	108.798.134	10.756.196.947	0,2%
<i>Non-Guaranteed Local Government Debt in Total</i>	316.245.941	376.142.910	37.186.917.406	0,7%
<b>Non-Guaranteed Debt of Public Enterprise Putevi Srbije and Koridori (D)</b>				
	84.939.401	101.026.921	9.987.905.275	0,18%
<b>Central Government Public Debt (A+B)</b>	<b>26.579.860.795</b>	<b>31.614.085.430</b>	<b>3.125.488.619.109</b>	<b>56,7%</b>
<b>General Government Public Debt (A+B+C+D)</b>	<b>26.981.046.137</b>	<b>32.091.255.260</b>	<b>3.172.663.441.791</b>	<b>57,6%</b>

## II. OVERVIEW OF CENTRAL GOVERNMENT DEBT OF THE REPUBLIC OF SERBIA AS OF JULY 31, 2020.

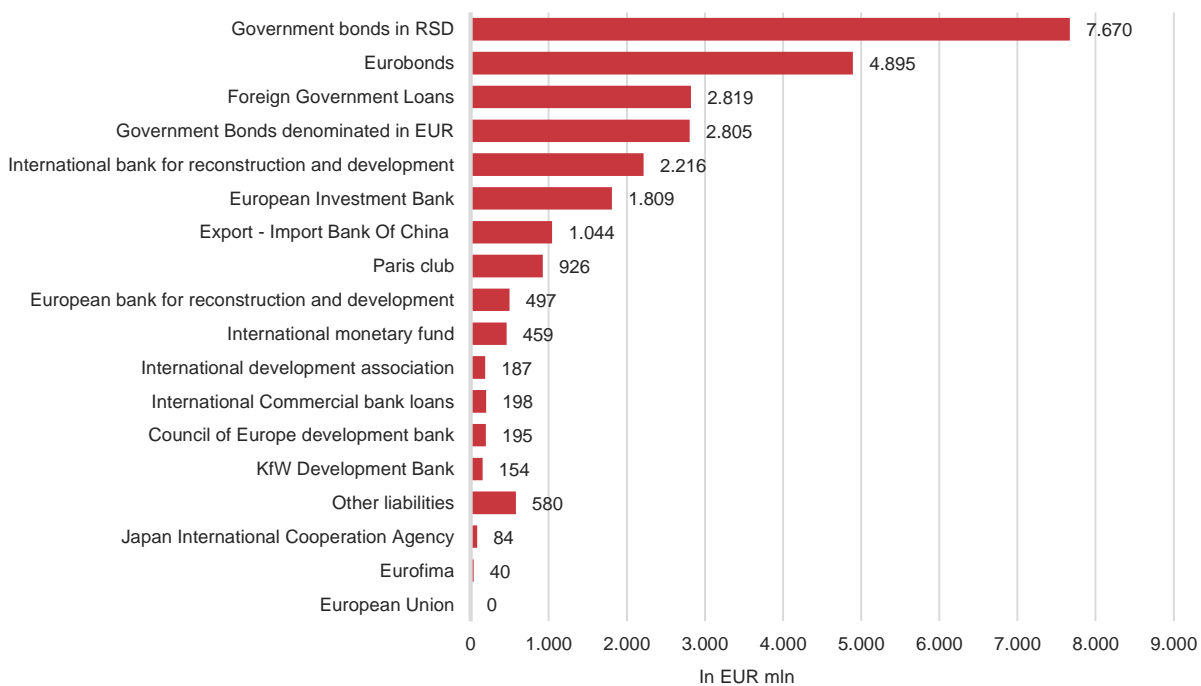
### 1. DIRECT LIABILITIES

<b>1.1. INTERNAL DEBT</b>			
Debt Description	Debt stock as of July 31, 2020 in EUR (in 000)	Debt stock as of July 31, 2020 in USD (in 000)	Debt stock as of July 31, 2020 in RSD (in 000)
GOVERNMENT SECURITIES ISSUED IN THE DOMESTIC MARKET	10.474.803	12.458.731	1.231.717.462
RETAIL BONDS	17.928	21.323	2.108.079
OTHER LIABILITIES	522.176	621.076	61.401.946
<b>INTERNAL DEBT (direct liabilities 1.1.)</b>	<b>11.014.907</b>	<b>13.101.130</b>	<b>1.295.227.486</b>
<b>1.2. EXTERNAL DEBT</b>			
Debt Description	Debt stock as of July 31, 2020 in EUR (in 000)	Debt stock as of July 31, 2020 in USD (in 000)	Debt stock as of July 31, 2020 in RSD (in 000)
INTERNATIONAL BANK FOR RECONSTRUCTION AND DEVELOPMENT	2.216.444	2.636.238	260.628.502
INTERNATIONAL DEVELOPMENT ASSOCIATION	179.267	213.220	21.079.743
EUROPEAN INVESTMENT BANK	1.219.964	1.451.025	143.453.800
EUROPEAN BANK FOR RECONSTRUCTION AND DEVELOPMENT	79.813	94.930	9.385.137
COUNCIL OF EUROPE DEVELOPMENT BANK	194.737	231.620	22.898.881
EXPORT - IMPORT BANK OF CHINA	1.044.345	1.242.144	122.803.093
EUROBONDS	4.895.216	5.822.370	575.621.610
KfW DEVELOPMENT BANK	63.028	74.965	7.411.374
PARIS CLUB CREDITORS	925.560	1.100.861	108.835.338
FOREIGN GOVERNMENT LOANS	2.804.789	3.336.016	329.811.206
EUROPEAN UNION	00	00	00
INTERNATIONAL MONETARY FUND	459.443	546.461	54.025.235
Other liabilities	40.000	47.576	4.703.544
<b>EXTERNAL DEBT (direct liabilities 1.2.)</b>	<b>14.122.606</b>	<b>16.797.427</b>	<b>1.660.657.462</b>
<b>TOTAL DIRECT LIABILITIES (1.1. + 1.2.)</b>	<b>25.137.513</b>	<b>29.898.557</b>	<b>2.955.884.948</b>
<b>2. CONTINGENT LIABILITIES</b>			
<b>2.1. INTERNAL DEBT</b>			
Debt Description	Debt stock as of July 31, 2020 in EUR (in 000)	Debt stock as of July 31, 2020 in USD (in 000)	Debt stock as of July 31, 2020 in RSD (in 000)
COMMERCIAL BANK LOANS	176.103	209.457	20.707.745
<b>INTERNAL DEBT (indirect liabilities 2.1.)</b>	<b>176.103</b>	<b>209.457</b>	<b>20.707.745</b>
<b>2.2. EXTERNAL DEBT</b>			
Debt Description	Debt stock as of July 31, 2020 in EUR (in 000)	Debt stock as of July 31, 2020 in USD (in 000)	Debt stock as of July 31, 2020 in RSD (in 000)
EUROPEAN BANK FOR RECONSTRUCTION AND DEVELOPMENT	417.411	496.468	49.082.726
EUROPEAN INVESTMENT BANK	588.796	700.314	69.235.714
KfW DEVELOPMENT BANK	91.455	108.776	10.754.044
TOTAL EUROPEAN COMPANY FOR THE FINANCING OF RAILROAD ROLLING STOCK - EUROFIMA	39.852	47.400	4.686.106
INTERNATIONAL DEVELOPMENT ASSOCIATION	7.852	9.340	923.347
JAPAN INTERNATIONAL COOPERATION AGENCY - JICA	83.916	99.809	9.867.528
FOREIGN GOVERNMENT LOANS	14.581	17.343	1.714.600
INTERNATIONAL COMMERCIAL BANK LOANS	22.382	26.621	2.631.861
<b>EXTERNAL DEBT (indirect liabilities 2.2.)</b>	<b>1.266.245</b>	<b>1.506.071</b>	<b>148.895.926</b>
<b>TOTAL CONTINGENT LIABILITIES (2.1. + 2.2.)</b>	<b>1.442.348</b>	<b>1.715.529</b>	<b>169.603.671</b>
<b>TOTAL INTERNAL DEBT (1.1.+ 2.1.)</b>	<b>11.191.010</b>	<b>13.310.587</b>	<b>1.315.935.231</b>
<b>TOTAL EXTERNAL DEBT (1.2.+ 2.2.)</b>	<b>15.388.851</b>	<b>18.303.498</b>	<b>1.809.553.388</b>
<b>TOTAL CENTRAL GOVERNMENT DEBT (1 + 2)</b>	<b>26.579.861</b>	<b>31.614.085</b>	<b>3.125.488.619</b>

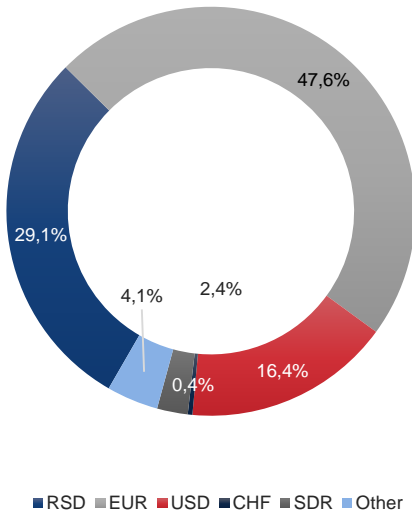
CENTRAL GOVERNMENT PUBLIC DEBT STOCK, STRUCTURE AND PUBLIC DEBT TO GDP RATIO, 31.12. 2010. - 31.07.2020.



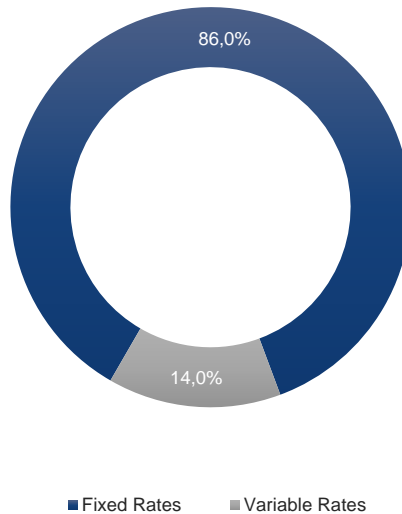
CREDITORS OVERVIEW AS OF JULY 31, 2020



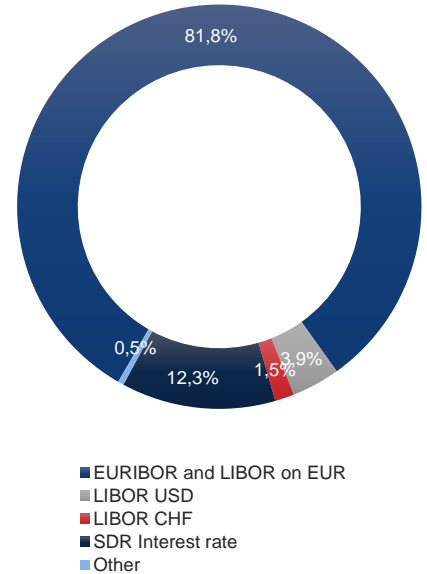
CENTRAL GOVERNMENT  
PUBLIC DEBT CURRENCY  
STRUCTURE AS OF JULY 31,  
2020



INTEREST RATE STRUCTURE  
AS OF JULY 31, 2020



VARIABLE INTEREST RATES  
STRUCTURE  
AS OF JULY 31, 2020

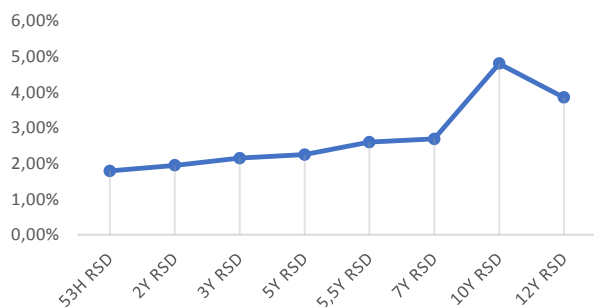


### III. OVERVIEW OF NON-MATURED GOVERNMENT SECURITIES ISSUED ON DOMESTIC MARKET

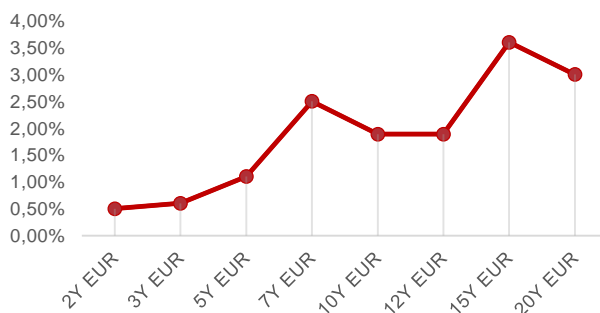
#### GOVERNMENT SECURITIES STOCK AS OF JULY 31, 2020

Maturity	Nominal value of debt stock	Last coupon rate	Last accepted rate
<b>Government Bonds Denominated in RSD</b>			
53W Government Bills	35.000.000.000,00	-	1,79%
2Y Government Bond with fixed coupon rate	45.083.670.000,00	1,70%	2,00%
3Y Government Bond with fixed coupon rate	145.947.580.000,00	2,00%	2,15%
5Y Government Bond with fixed coupon rate	137.801.088.250,00	4,00%	2,25%
5.5Y Government Bond with fixed coupon rate	51.827.730.000,00	3,00%	2,60%
7Y Government Bond with fixed coupon rate	337.083.600.000,00	4,50%	2,69%
10Y Government Bond with fixed coupon rate	110.882.410.000,00	5,88%	4,80%
12,5Y Government Bond with fixed coupon rate	38.257.830.000,00	4,50%	3,85%
<b>Total in RSD</b>	<b>901.883.908.250 RSD</b>		
<b>Government Bonds Denominated in EUR</b>			
2Y Government Bond with fixed coupon rate	245.200.000,00	0,50%	0,50%
3Y Government Bond with fixed coupon rate	451.464.000,00	1,25%	0,60%
5Y Government Bond with fixed coupon rate	839.566.000,00	1,00%	1,10%
7Y Government Bond with fixed coupon rate	65.129.000,00	2,50%	2,50%
10Y Government Bond with fixed coupon rate	632.371.000,00	3,25%	1,89%
12Y Government Bond with fixed coupon rate	99.367.000,00	2,00%	1,89%
15Y Government Bond with fixed coupon rate	321.882.000,00	3,50%	3,60%
20Y Government Bond with fixed coupon rate	150.000.000,00	3,50%	3,00%
<b>Total in EUR</b>	<b>2.804.979.000 EUR</b>		

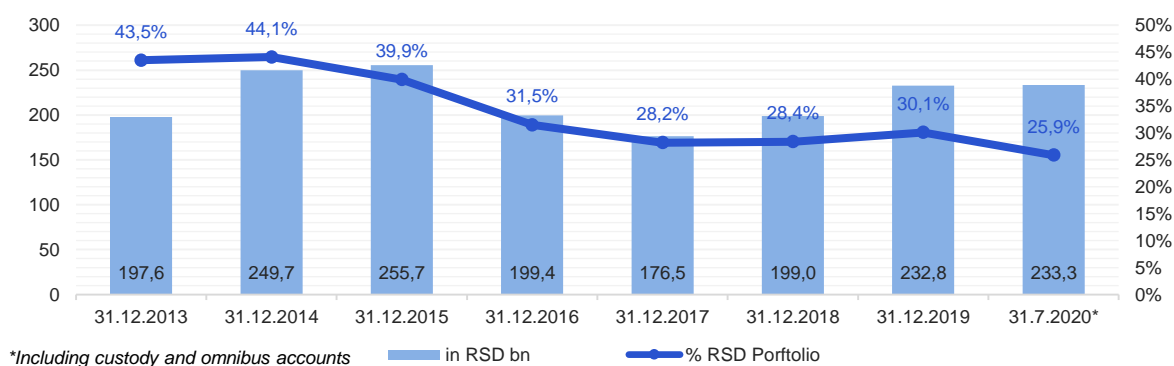
### ACCEPTED RATES ON GOVERNMENT SECURITIES ISSUED IN RSD AS OF JULY 31, 2020



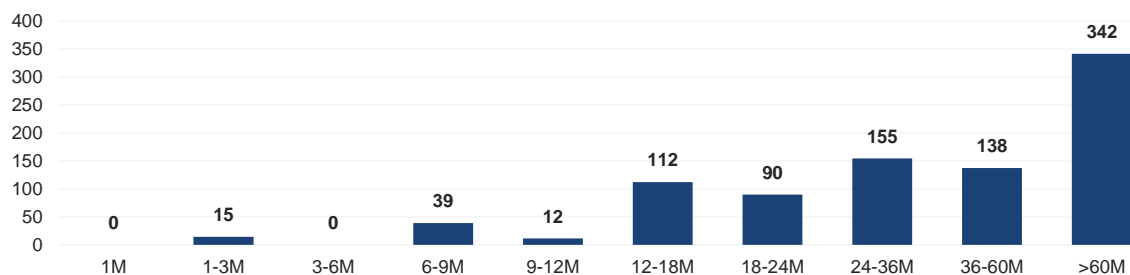
### ACCEPTED RATES ON GOVERNMENT SECURITIES ISSUED IN EUR AS OF JULY 31, 2020



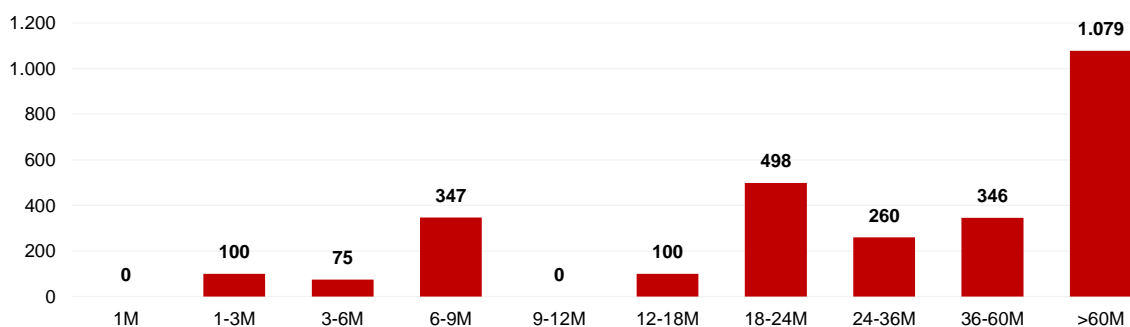
### THE SHARE OF FOREIGN LEGAL ENTITIES IN RSD GOVERNMENT SECURITIES PORTFOLIO AS OF JULY 31, 2020



### RESIDUAL MATURITY OF GOVERNMENT SECURITIES DENOMINATED IN RSD AS OF JULY 31, 2020



### RESIDUAL MATURITY OF GOVERNMENT SECURITIES DENOMINATED IN EUR AS OF JULY 31, 2020



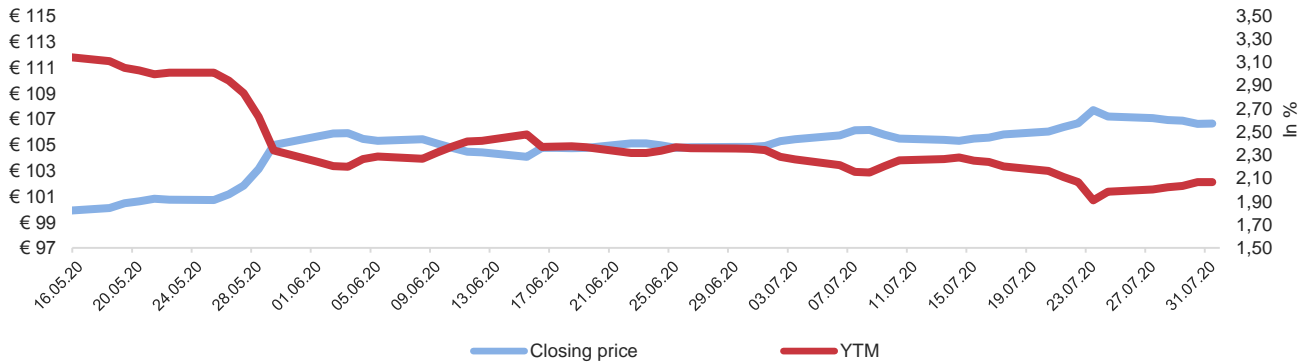
## OVERVIEW OF THE ISSUED EUROBONDS OF THE REPUBLIC OF SERBIA

Security name	Year	Currency	Issued Amount	Amount Outstanding	Issue Date	Maturity Date	Coupon (%)	Re-Offer Yield (%)	Issuance Price
SERBIA 7 1/4 09/28/21*	2011	USD	2.000.000.000	1.600.000.000 **	28.09.2011	28.09.2021	7,250	7,500/6,625	98,263/104,179
SERBIA 1 1/2 06/26/29**	2019	EUR	1.550.000.000	1.550.000.000	26.06.2019	26.06.2029	1,500	1,619/1,250	98,909/102,251
SERBIA 3 1/8 05/15/27	2020	EUR	2.000.000.000	2.000.000.000	15.05.2020	15.05.2027	3,125	3,375	98,464

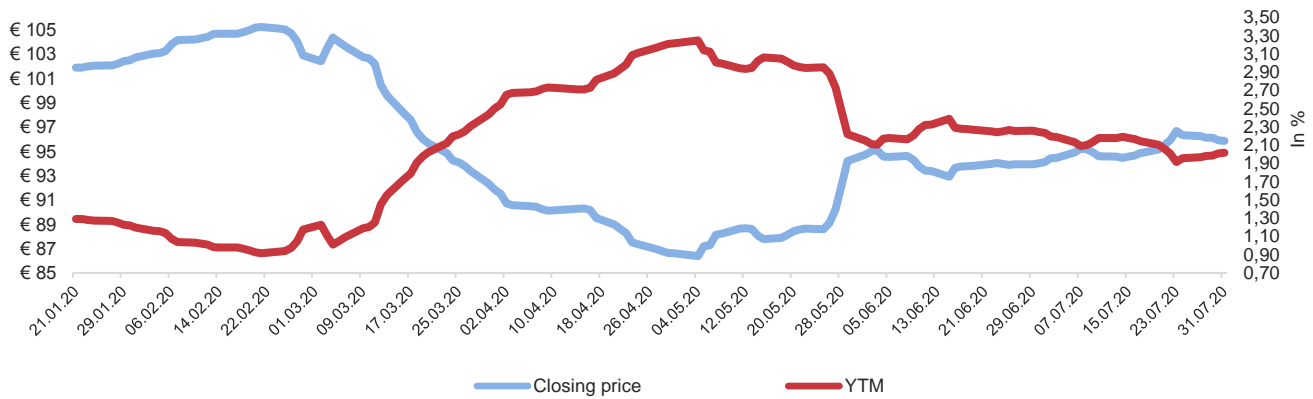
\*Table includes date for the Tap issuance of the Serbia 2021, from September 27, 2012 and the Serbia 2029, from 12 November 2019.

\*\* The data presented includes primary issue data and data from the reopening for the Eurobond 2029 (reopened on November 12, 2019)

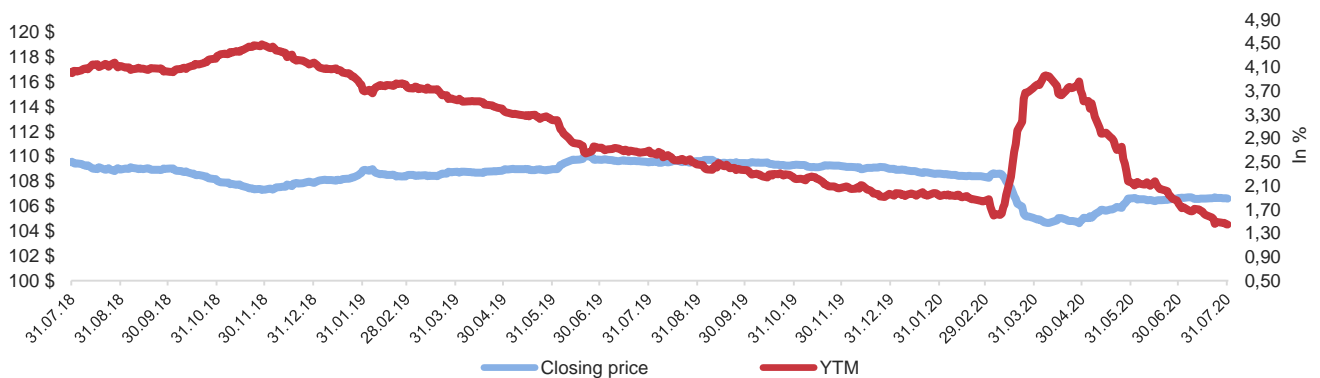
### YIELD/PRICE CURVE – EUROBOND 2027



### YIELD/PRICE CURVE – EUROBOND 2029

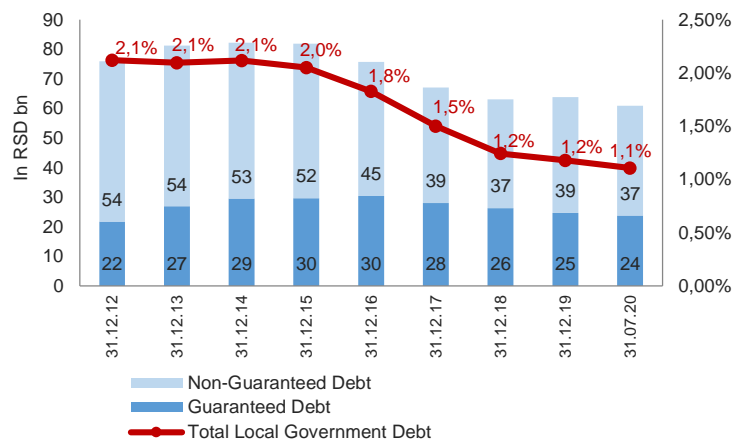


### YIELD/PRICE CURVE – EUROBOND 2021

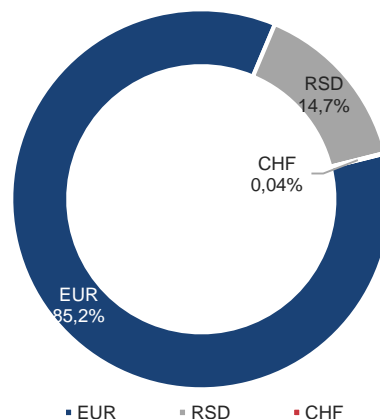


## IV. LOCAL GOVERNMENT DEBT ANALYSIS

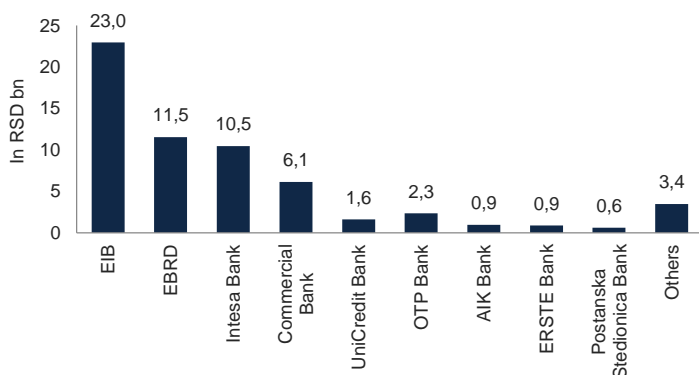
LOCAL GOVERNMENT DEBT DYNAMICS AS OF JULY 31, 2020



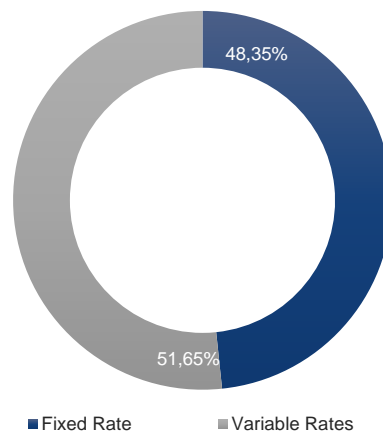
CURRENCY COMPOSITION AS OF JULY 31, 2020



CREDITORS OVERVIEW AS OF JULY 31, 2020



INTEREST RATE STRUCTURE AS OF JULY 31, 2020



Share of the top 5 Local Governments in total debt	78,8%
O/W Belgrade	59,4%
Debt maturing till the end of 2020	4.672.730.589
Debt maturing in 2021	9.300.301.119
Debt maturing in 2022	8.532.801.458
Maximum level of debt based on contracted amount	66.005.892.479
Interest Rate Risk	51,7%
FX Risk	85,3%
Local Government Debt to GDP	1,1%
O/W Non-Guaranteed Debt	0,7%
Maximum Debt Level to GDP	1,2%
Share of the top 10 Creditors in total Local Government Debt	94,3%
Share of Foreign Creditors in Total Local Government Debt	56,6%
Total Available Credit Potential	86.220.728.208
Share of the top 10 Local Governments with the highest available credit potential	41,2%
Share of Investment Project Loans in total Local Government Debt	98,8%

Local Government	Debt Stock as of July 31, 2020
Beograd	36.217.272.281
AP Vojvodina	5.514.404.131
Novi Sad	2.684.171.589
Kragujevac	2.512.073.625
Sabac	1.070.875.730
Nis	1.026.370.077
Subotica	792.728.317
Vranje	654.038.197
Indjija	576.063.315
Jagodina	514.554.823
<b>% of total</b>	<b>84,6%</b>

